

SEEDS AND BULBS

1905

ESTABLISHED
1839

A. C. KENDEL

115 ONTARIO ST.

CLEVELAND, O.

REMARKS TO PURCHASERS

A CATALOGUE, to meet the requirements for which it is designed, should, in our opinion, be a simple, unbiased statement of facts, without exaggeration or glowing descriptions. We have endeavored to adhere strictly to this principle and can truthfully say, that our descriptions are as nearly true as we can make them. It is generally known that some varieties of one kind of seed prove more satisfactory in one section than another, and where any preference has been shown, it has been in favor of varieties known and raised in this locality.

The cost of seed is a small item compared with the value of a successful crop. Nothing for which money is expended brings so large a return, if the seeds are of first quality; AND NOTHING CAUSES GREATER VEXATION THAN WORTHLESS SEED. Therefore it is of the utmost importance that great care should be used in making selections, and orders should be placed only with seedsmen of known experience.

We do not send out agents or peddlers, nor do we supply seeds to be sold on commission. Much disappointment may be avoided by refusing to buy the ordinary cheap seed sent out on commission.

If you have no use for seeds, you will confer a favor by handing this Catalogue to some neighbor who may wish to make selections from it.

OUR TERMS ARE NET CASH

OUR PRICES—We shall adhere as closely as possible to the prices quoted in this Catalogue, but the market value of some seeds is variable. This is most noticeable in grass, clover and field seeds, onion setts and seed potatoes. Quotations for such articles will be furnished on application.

ORDERS, to secure prompt attention, should be accompanied with remittance, or satisfactory references.

REMITTANCES may be made at our risk by draft, money order, cash by express, express money order, or in registered letter, or, in sums of two dollars or less, by ordinary mail. Postage stamps may be sent for amounts less than one dollar.

SEEDS BY MAIL—Seeds can be sent to any part of the United States at the rate of 8 CENTS PER POUND. Customers desiring their seeds sent by mail will therefore please add to catalogue price sufficient to pay postage at that rate. Peas, Beans, etc., postage will be 15 CENTS PER QUART; Corn, 10 CENTS PER QUART. The ounce and the packet will be sent postage free. PARTICULAR ATTENTION is invited to this, for when omitted the cost of postage will be deducted.

ADDRESS, ETC.—In ordering, please be particular to sign your NAME, also that of your POSTOFFICE, COUNTY and STATE plainly; also mention the mode of conveyance you prefer—whether by mail, express or freight. Serious delays are sometimes occasioned by failing to give attention to these matters.

BAGS ARE FURNISHED AT THE FOLLOWING RATES: Quarter bushel, 5 cents; half bushel, 8 cents; one bushel, 10 cents; two bushels, 15 cents each. In remitting for orders, please add a sum to cover the cost of the necessary bags.

WARRANTS.—We would repeat our remarks of former years, and assure our friends that no pains have been spared to have all our seeds of the very best quality and purity. At the same time we wish it distinctly understood that we do not warrant the same to produce any particular result. Owing to the fact that the ultimate success of a crop depends upon so many contingencies, we cannot hold ourselves responsible for failure; still, having tested our entire stock as to the germinating power, we do not hesitate to recommend it with full confidence, but if possibly any seed should prove really deficient in this respect, we will consider it only justice to replace it to the extent of its cost.

REMEMBER POSTAGE.

NITRO-CULTURE.

Much has been printed of late in regard to the action of certain bacteria upon certain crops. In this locality Alfalfa and Cow Peas have been almost a total failure and the cause has been attributed to the soil or climate. It has been known for some years that legumes to which the clovers, peas and beans belong require certain bacteria, a different kind for each variety, to make the seed produce a thrifty plant or to produce what is called a "good catch." But it is only within the last two years that a practical way has been found to transport bacteria and apply them with satisfactory results. The photograph shows two plants of Alfalfa, one of which was grown from seed not inoculated and the other so treated. The bacteria not only make the plants grow much larger, but they also restore nitrogen to the soil, thus enriching it with a fertilizer that is very expensive when obtained as commercial fertilizer.

The bacteria remain in the soil indefinitely so that a field once sown with inoculated seed will produce good stands of the same crops for many years without further inoculation, unless the field is flooded for more than four or five days, in which case the bacteria will be destroyed. To illustrate: inoculated Cow Peas may be followed by Alfalfa but the latter will need inoculating, and if Cow Peas are again sown they do not require inoculation.

Details of success with Nitro-Culture are contained in a pamphlet which we will be glad to mail on application. We will furnish Nitro-Culture suitable for any kind of Clover, such as Alfalfa, Crimson or Red and any kind of Peas or Beans including Cow Peas, with directions which are very simple, at \$2.00 per package, which is enough to inoculate seed to sow one acre.

NITRO-CULTURE, any kind, per package.....\$2.00



NEW SEEDS OF MERIT.

ASPARAGUS. Giant of Argenteuil. Argenteuil is a town near Paris, France, that is famous for its Asparagus which grow there to a great size. We have secured a quantity of seed through our French growers, direct from this locality.

Pkt., 5c; ounce 20c; $\frac{1}{4}$ lb., 40c.

RADISH. Crimson Giant. This variety grows very much larger than other red turnip-rooted varieties, without becoming tough or pithy. A splendid sort for forcing or outside.

Pkt., 5c; ounce, 15c; $\frac{1}{4}$ lb., 40c.

EGG PLANT. Black Beauty. Where this fine new sort has been tried it has given satisfaction. It is larger and darker than the Purple Egg Plant and is said to be more prolific and 10 days earlier.

Pkt., 10c; ounce, 50c.

TOMATO. King of the Earlies. Some of our customers had good success with Earliana Tomato and some did not. Some of the latter found King of the Earlies better, and for them we have secured some genuine seed. This tomato is perhaps a little earlier and smoother than Earliana and in any case is a first-class early sort and worth a liberal trial.

Pkt., 5c; ounce, 40c; $\frac{1}{4}$ lb., \$1.25.

FLOWER SEEDS.

NICOTIANA Sanderi. This is an annual, bearing a profusion of carmine flowers continuously until cold weather. The shape of the flower is nearly like the white variety and the plant grows 2 feet high. Per packet, 25c.

POPPY Tulip-flowered This is a dwarf variety with intense scarlet flowers. Per packet, 5c.

PANSIES. We have added Masterpiece, mixed colors, wavy petals, Madame Perret, shades of red of great size, Giant Peacock, Giant Fireking and Giant Purple King. Each per packet, 20c.

TOWNSEND'S BALL BEARING LAWN MOWERS

SEVERAL years' experience with the use and sale of these Mowers convinces us that they are by far the best mowers on the market.

For use on large lawns and where much mowing is done, "The Victory" will last longer without repair than any other mower made, and when repairing through wear or accident is necessary, these mowers can be made as good as new at very little expense. The parts that are liable to wear out are small and may be easily replaced.

"The Spider."



The Townsend Ball Bearing Lawn Mowers are constructed throughout of the best materials and are as carefully and accurately made as a bicycle. The running parts are of the finest hardened steel and may be easily adjusted to take up the wear.

This is a particular advantage in adjusting the reel, as thus the knives are always parallel to the cutter-bar, and cannot jump away when cutting thick grass.

The cutter-bar is tubular, and therefore very rigid. It is easily taken out to be sharpened without disturbing the frame, and may be adjusted to a hair.


The ball bearings make it possible to mow with a machine one-third larger with the same power, which means that a 24-inch ball bearing mower will mow as easily as an 18-inch of other makes.

We have added "The Spider" Ball Bearing to meet the demand of those who want a good mower but have not enough work to do with it to warrant the outlay of a larger and more expensive machine.

"The Spider" is identical in its running parts with "The Victory," only its wheels are made smaller, as it is intended for small lawns.

	14 in.	16 in.	18 in.	20 in.	22 in.	24 in.
Price of "The Victory".....		\$9 00	\$10 00	\$11 00	\$12 00	\$13 00
Price of "The Spider".....	\$7 00	\$8 00				
Price of Adjustable Grass Catchers....		55	65	75	85	

"The Victory."



LAWN GRASS SEED.

THERE is perhaps nothing which so adds to the beauty and attractiveness of the place we call home, as a smooth, fine, well-kept lawn. It is like the setting of a fine gem. It ought not to be a difficult matter to convince our customers of this, when so many fine lawns greet us on every hand.

We wish it were as easy to convince them that we have made it our business to create the want and supply the demand for a strictly high grade article in Lawn Grass Seed, which we have done for many years.

THERE IS MUCH DECEPTION PRACTICED in mixing and selling seeds for lawns, but we can truthfully say that we spare no pains or expense to secure the best and cleanest *Quality.* grasses adapted to our soil and climate, that it is possible to procure and we may add, that we attribute the success of our **"FOREST CITY" LAWN GRASS SEED** largely to the purity of the seeds we use, as well as the proper proportions in which we mix the different kinds together.

As with almost every article of merit, substitutions are offered for our Lawn Seed. We therefore caution our customers to buy their seeds at headquarters, and save themselves from disappointment caused by having grading contractors and gardeners sow seed of an inferior grade at a less price than the best, after a greater or less outlay of money and labor. If this picture "A really fine Lawn," is on the label it is genuine.



In order to obtain**A REALLY FINE LAWN**,..... there are several requisites—a good depth of rich soil, properly drained; a very heavy dressing of thoroughly decayed manure or **PURE BONE DUST**; nicety of grading in levels and slopes; a firm and smooth surface upon which to sow the seed, and a **SUFFICIENT QUANTITY OF THE VERY BEST LAWN GRASS SEED SUITED TO THE SITUATION.** The latter item is of prime importance.

**Requi-
sites.**

LAWN GRASS SEED.—Continued.

A rich soil of good depth and liberally fertilized will maintain a fine green sward many years, provided a small quantity of seed is sown and raked in when the grass begins to grow, in the spring. Fresh manure should never be used in making a lawn; when decaying it is liable to allow an uneven settling of the soil, and in addition is so full of weed seed, that the lawn is practically ruined.

Manure

vs.

Bone Dust.

We have found **PURE RAW BONE DUST**, of which we have the best grade to be had, the best and safest fertilizer for general purposes. It is clean, easily applied, effective and odorless. It is cheaper than manure, as twenty-five pounds of Bone Dust is equal in fertilizing qualities to a wagon load of manure, and in addition does not require an extra man to spread it on. For a new lawn or garden, use at the rate of 1,000 lbs. to the acre or about one pound for every five by ten feet of surface; for an old lawn use one pound for every ten by ten feet.

Make a smooth surface with harrow and rake, and use a roller to make it firm and even **BEFORE SOWING THE SEED**. After sowing, cover the seed well, by raking it in, and again use the roller to finish the work. Use five bushels, or even more

How.

of the best lawn seed per acre, or about one quart for every ten by fifteen feet of surface. In this latitude there is no season more favorable for sowing than the last of August or first of September. Sown at this time the grass will be strong enough to winter over safely; and the weeds which will inevitably appear, will not have time to mature and scatter their seed, being mostly annual plants. It is usually then necessary to

When.

scatter a little seed on the lawn in the spring to fill in the bare spots, where the grass has been winter-killed. If the seeding must be done in the spring it should be done as early as possible, so that the young grass may be strong enough to withstand the heat of midsummer. It may be sown soon after the 1st of April, or as soon as the ground is dry enough to rake without lumping, and if sown before the middle of May it will produce a beautiful lawn by July.

In consequence of the frequent cutting required, the grasses have no time to mature seed for re-seeding the ground; therefore, in order to keep the lawn well stocked with

Re-Seeding.

the proper varieties of grass, and not allow noxious weeds and wild grass to gain the ascendancy, there should be a sowing of seed made every spring, together with a liberal dressing of bone dust and a good raking given to loosen the surface and incorporate the fresh sown seed with the soil.

If the above directions are carefully followed and the weather is right, a fine lawn may be expected.

If the weeds become too numerous to pull or cut out, sow a quantity of white clover rather thickly, and the weeds will disappear soon after the clover gets well established.

Look for the Picture "A REALLY FINE LAWN," on the Label.

We have sold our Lawn Grass Seed for many years in large quantities in and about Cleveland. Its lawns are famous the world over. We feel, therefore, that the Lawn Seed that makes these famous lawns may be appropriately named "Forest City" Lawn Grass Seed, and under this name it will be hereafter sold.

The price remains the same, and the quality will be what it always has been—the best there is.

"FOREST CITY" LAWN GRASS SEED.....	Per quart	15c	4 quarts	50c
	Peck	88c	Bushel	3.50
PURE RAW BONE DUST.....	Per lb.	5c	25 lbs.	1.00
	100 lbs.	\$3.00	S'k (200 lbs.net)	5.00

For other Fertilizers see last page.

"SHADY NOOK" LAWN GRASS SEED.

After a series of experiments extending over several years we have been able finally to combine several grasses that we have found will make a good sod under trees and in shaded places. We offer this mixture as 'Shady Nook' Lawn Grass Seed and are sure it will fill a long felt want.

It should be sown as early as possible and in the spring only, at the rate of one pound for a space 10x20 feet square. For further directions see above under the word "How."

"SHADY NOOK" Lawn Grass Seed per pound 25c; 5 lbs for \$1.00.

VEGETABLE SEEDS.

In ordering seeds to be sent by mail please do not forget to read "SEEDS BY MAIL" on the cover page.

ARTICHOKE.—(*Artichoke*.)

Sow the seed in April and May, and when large enough, transplant into rows 3 to 4 feet apart and 2 feet in the rows. When cold weather sets in tie the leaves together, so the plants will occupy less space and bank the earth to the top, and in the spring fork in a dressing of manure. They reach maturity the second year, and require deep, rich sandy loam with plenty of manure. If they are to be treated as annuals the seed should be sown in February in a hot-bed and transplanted in May. The heads should be cut off before the flowers expand, as after that they are unfit for cooking, and if they are allowed to ripen, the plant becomes exhausted and will produce no more that season. The bulbs of the Jerusalem Artichoke are used extensively as feed for swine and make also a palatable vegetable, being prepared like salsify, and are also used for pickles. The tops may be cut and cured and used as dry fodder.

	Pkt.	Oz.	¼ lb.	Lb.
French Globe. The standard and best variety	\$ 05	\$ 30	\$ 1 00	
	Qt.	Peck.	Bu.	
Jerusalem. (Tubers)	\$0 25	\$1 00	\$3 50	

ASPARAGUS.—(*Spargel*.)

A bed of Asparagus, when properly made, lasts many years; it should find a place in every garden, and to those who grow vegetables on a large scale, the Asparagus crop is a reliable one. Asparagus roots may be purchased in the spring or may be grown from seed sown in April or May, in good soil, in drills twelve to fourteen inches apart. The permanent beds should be made VERY RICH WITH WELL-ROTTED MANURE, and thoroughly worked over to a depth of nearly two feet. The asparagus roots (either one or two years old) are transplanted into this bed, settling them in rows three feet apart, leaving about twelve inches between the plants in the row and six or seven inches below the surface for green Asparagus and two or three inches deeper for the white sprouts. Cover the crowns two or three inches with soil and fill the trenches gradually for some weeks.

	Pkt.	Oz.	¼ lb.	Lb.
Palmetto. Of southern origin, very desirable; bright green	\$ 05	\$ 10	\$ 15	\$ 50
Conover's Colossal. Large and prolific	05	10	15	50
Barr's Mammoth. Very large, tender stalks; almost white	05	10	15	50

ASPARAGUS ROOTS.

Conover's Colossal. One year	Per hundred, \$0 70; per thousand, \$6 00
Conover's Colossal. Two years	" " 80; " " 7 00

BEANS.—Dwarf or Bush.—(*Bush Bohnen*.)

Dwarf Beans, as a rule, are both harder and earlier than the running sorts. They are usually planted to a depth of about two inches and in rows from two to three feet apart, according to the character of the soil, which, to be best adapted to their germination, growth and yield, should be light, dry, warm and RICH.

	Pkt.	Qt.	Peck.	Bu.
Burpee's Stringless Green Pod. The Pods of this new bean are round, full and longer and straighter than Valentine and enormously productive. The earliest on the list, and is excellent for market gardeners. \$ 10	\$ 40	\$2 25	\$8 00	
Canadian Wonder. Large, flat, green pods, and excellent to use as a shell bean. Seeds red	10	30	1 75	6 00
Long Yellow Seeded Six Weeks. Excellent early, flat string bean	10	30	1 50	5 00
Refugee. Later sort; very productive; round, stringless pods; planted almost exclusively for late	10	30	1 75	6 00
Dwarf Caseknife. A flat, green podded variety, very prolific and early, white seed	10	30	1 75	6 00
Burpee's Bush Lima. A dwarf variety of the Pole Lima. We find that they do not bear continuously, hence to prolong the period of picking, two or three plantings should be made	10	40	2 00	7 00
Dreer's Bush Lima. Is a short, thick bean, maturing somewhat later than the preceding sort; vines trailing, immensely productive, and beans are of excellent quality	10	40	2 00	7 00

DWARF WAX BEANS.

	Pkt.	Qt.	Peck.
Black Wax. Early, round-podded, stringless; black seed.....	\$ 10	\$ 40	\$ 2 00
Improved Golden Wax. One of the best wax beans, early and prolific...	10	40	2 00
Wardwell's Kidney Wax. Pods long, flat, beautiful light yellow color, very early and an abundant yielder. The most popular wax bean on the market	15	50	2 75
Currie's Rust Proof Black Wax. A flat variety of wax beans, less liable to rust than other sorts.....	10	40	2 00
Allan's Imperial Wax. Similar to Kidney Wax, and excellent for market	10	40	2 00
Davis Kidney Wax. Vines bear a good crop of very white, straight pods, from 5 to 6 inches long, of excellent quality when gathered while young; seeds of this sort are white and may be used as a shell bean. Should never be planted early.....	15	50	2 75

FIELD BEANS.

These Beans Subject to Change in Price.

	Pkt.	Qt.	Peck.	Bu.
Large White Cranberry or Marrow Bean. Used as an early shell bean	\$ 10	\$ 20	\$ 1 00	\$ 3 50
Long White Kidney. An excellent early shell bean	10	20	1 00	3 50
White Pea or Navy. The most popular baking bean	10	20	1 00	3 50

BEANS. Pole or Running.—Stangen Bohnen.


	Pkt.	Qt.	Peck.	Bu.
Large White Lima. (Best Eastern.) Best shell bean grown; a late sort..	\$ 10	\$ 40	1 75	\$ 6 50
Kentucky Wonder. (Old Homestead.) Pods green; very long; very prolific	10	40	2 00	7 00
Pole Horticultural, or Speckled Cranberry. A popular variety, equally serviceable for shell or string bean.....	10	30	1 75	6 00
White Dutch Caseknife. Excellent to shell and best of all string beans..	10	30	1 75	6 00
Golden Butter or Mont d'Or. Early, very productive, golden wax pods...	10	30	1 75	6 00
Scarlet Runner. Very ornamental, free climber; bright scarlet flowers...	10	30	1 75	6 00

BEANS, English.—Grosse Englische Bohnen.

	Pkt.	Qt.	Peck.	Bu.
Early Long Pod. A good early variety; not as large as Windsor.....	\$ 10	\$ 30	\$ 1 75	\$ 6 00
Broad Windsor. Best sort for general use.....	10	30	1 75	6 00

BEET.—(Rothe Ruebe—Runkel Ruebe.)

A rather light soil, well enriched, is best suited for the cultivation of the various beets. The mangels and sugar beets in particular require



very liberal manuring. For an early crop of table beets sow the seed as early as the ground is in a condition to be worked; light frosts will not injure the young plants. For a main crop, sow the first of May; and, for winter beets, during the first two weeks of June. Sow in drills twelve to fifteen inches apart, and about one inch deep, pressing the earth firmly upon the seed—a very important matter. Use about six pounds of seed per acre. Thin out when the plants are large enough. The varieties for table use should be left four or five inches apart, while the mangels and sugar beets should stand thirteen inches apart in the row. Hoeing and hand weeding should be attended to early, as weeds must not be allowed to interfere with the young plants.

	Pkt.	Oz.	¼ lb.	Lb.
Crosby's Early Egyptian. Extra early, round dark red; the best early sort	\$ 05	\$ 10	\$ 20	\$ 50

Detroit Dark Red Turnip. Very smooth; globe-shaped; small top; skin dark red, with flesh bright red, shaded to light; very sweet and tender.....	05	10	20	50
---	----	----	----	----

Swiss Chard or Spinach Beet.

Early Eclipse. Very early, dark blood color, small top and free from fibrous roots; good for bunching.....	05	10	15	50
Early Blood Turnip, (Edmand's.) A market gardener's strain, of great regularity in shape; deep blood skin and a very dark flesh of best quality. The best beet for general crop.....	05	10	15	50

BEETS.—Continued.Pkt. Oz. $\frac{1}{4}$ lb. Lb.

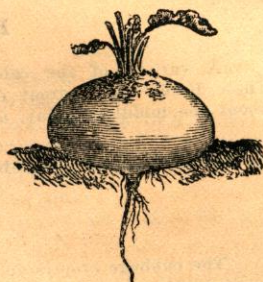
Extra Early Bassano. Of a bright red color outside, lighter inside; very tender and sweet.....

\$ 05 \$ 10 \$ 15 \$ 50

Long Smooth Blood. A prolific variety, very dark in color, stands drought better than the turnip varieties.....

05 10 15 50

Swiss Chard. Generally used in greens, but the ribs of the leaves may be cooked and served like asparagus.....



Early Blood Turnip Beet.

Pkt. Oz. $\frac{1}{4}$ lb. Lb.

\$ 05 \$ 10 \$ 20 \$ 60

Varieties Grown for Feeding Stock.

Lane's Imperial Sugar. A very sweet, white beet, of excellent quality for feeding.....

05 10 15 35

Vilmorin's Improved White Sugar. The sweetest of all white beets

05 10 15 35

White Silesian Sugar. The variety so much grown in Europe for sugar making; very sweet and keeps well; much relished by stock

05 10 10 35

Norbiton Giant Mangel Wurzel. A long red variety, preferred by many to common Long Red, as its keeping quality is considered better and it is much larger

05 10 10 30

Yellow Globe Mangel Wurzel. Does better on shallow or clay soils than the long varieties, and is more easily pulled; is also of richer quality, and an excellent keeper

05 10 10 30

Golden Tankard Mangel Wurzel. A rather longer root than Yellow Globe; in good soil producing large crops; quality excellent; very sweet.....

05 10 10 30



Norbiton Giant Mangel.

BROCCOLI.—Spargel Kohl.

This plant is very closely allied to the cauliflower, the variation being very slight. It is generally considered rather more hardy. Plant and cultivate same as cauliflower.

Pkt. Oz. $\frac{1}{4}$ lb. Lb.

White Mammoth. A sort with fine large heads

\$ 05 \$ 40 \$ 1 25 \$ 4 00

BRUSSELS SPROUTS.—(Sprossen Kohl.)

A variety of the cabbage family, which produces miniature heads from the sides of the stalk. These heads are a great delicacy, boiled in the same way as cauliflower. The seed should be sown about the middle of May, and cultivated like cabbage.

Pkt. Oz. ¼ lb. Lb.

Dwarf Improved French. The best for general use \$ 05 \$ 20 \$ 60 \$ 2 00

CABBAGE.—(Kopf-Kohl.)


The cabbage crop is one of the first importance to vegetable growers, and, to be successfully grown, needs great care and sound judgment, both as to the selection of proper seed and the cultivation throughout. The early, medium and later sorts all thrive upon similar soils, yet need varying treatment. It is safe to select either a piece of strong sward-land, or if more convenient, land that has not borne crops of cabbage or turnips for two or three years previously. Sward-land should be plowed in the fall and again cross-plowed in early spring after a heavy dressing of strong manure; high cultivation is absolutely necessary. In this vicinity the larger portion of the early varieties are grown from seed sown in hot-beds in February and March, only moderate bottom-heat being required. Transplant into other frames without much if any bottom heat, as soon as the plants show the fourth leaf, setting them low in the earth to make them stocky. In April, or as soon as the ground can easily be worked, set out in rows three feet apart and about eighteen inches between the plants. The smaller varieties may be grown a little closer. The ground should be thoroughly stirred with a cultivator, and hoed every week till the plants cover the ground. Cold-frame plants are often used

**Early Winningstadt Cabbage,**

for early planting; such plants are obtained by sowing the seed about the middle of September, and later transplanting into cold frames, where they are wintered over. These plants are desirable on account of their hardiness, and are less liable to become stunted when set in the open ground. In some localities a crop of celery is made to follow early cabbage the same season, by setting every third row with celery plants. (See remarks on celery culture.) For a fall crop sow in the open ground in May, and transplant in June and early July.

Pkt. Oz. ¼ lb. Lb.

Early Winningstadt. A sugar-loaf variety of the earlier sort; grows to good size, and does better on light soils than any other sort; much desired on account of its solid head..... \$ 05 \$ 15 \$ 40 \$ 1 50

**Dwarf Early Flat Dutch Cabbage.****Late Premium Flat Dutch Cabbage.**

All Season's Cabbage. Early, large sized, very solid, round head; as its name implies, it can be planted to come in for all seasons, early, medium or late. It is an excellent variety and can be depended upon for a second early crop of fine salable cabbage..... 05 20 50 1 75

Burpee's Sure Head. Hard flat head; a sure header and good keeper.... 05 20 50 1 75

Dwarf Early Flat Dutch. One of the most desirable second early sorts, maturing a solid flat head immediately after the first early..... 05 20 50 1 75

True Early Wakefield. A standard, very early variety; of medium size; in shape pyramidal, with a rounded peak; being very hardy, it is well fitted to winter in cold frames. By far the best very early sort..... 05 20 60 2 00


Charleston or Large Wakefield. Similar to the Early Wakefield, a little later, and larger heads..... 05 25 75 2 25

Henderson's Early Summer. A few days later than Wakefield; rather larger around; much used by market gardeners; stands long in head... 05 20 50 1 75

CABBAGE.—Continued.Pkt. Oz. $\frac{1}{4}$ lb. Lb.

Fottler's Brunswick. This variety is an early Drumhead of large size, is ready for market soon after the early sorts, and has no superior as a fall cabbage \$ 05 \$ 15 \$ 40 \$ 1 50

Holland. A variety that has come into great demand on account of its exceedingly hard and heavy heads, and is in much demand by cabbage dealers on that account. Our strain of Holland Cabbage can be depended upon to prove satisfactory in every respect..... 05 25 75 2 25

**Fottler's Brunswick Cabbage****Early Dwarf Ulm Savoy Cabbage.**

Succession. A sure heading, good keeping sort, very similar to the well-known All Seasons..... \$ 05 \$ 20 \$ 60 \$ 2 00

All Head. Sure header. An excellent variety for fall use..... 05 20 60 2 00

Autumn King. New variety; very large, solid heads; well suited for fall and winter 05 20 60 2 00

Large Late Drumhead. A very large, reliable, solid-heading variety for winter use; an excellent keeper..... 05 15 40 1 50

Late Premium Flat Dutch. A standard variety; the most reliable and valuable for a main crop; a good keeper, and in every way desirable.. 05 20 50 1 75

Stone-Mason Drumhead. Very good for a main crop..... 05 15 40 1 50

Early Dwarf Ulm Savoy. A very early-heading, finely-curved variety of extra fine table quality; Savoy's are excelled in delicacy of flavor only by cauliflower 05 15 40 1 50

Green Curled Savoy. A Variety with finely curled leaves; of delicate flavor; used for a fall crop or for winter..... 05 20 60 2 00

Perfection Drumhead Savoy. Rather larger and finely curled; the very best for family use; keeps well all winter until late in the spring..... 05 15 40 1 50

Red Dutch. A medium sized, dark-red variety; very solid head..... 05 20 60 2 00

Mammoth Rock Red. This is the largest and surest heading Red Cabbage ever introduced. The head is large, round and solid..... 05 25 75 2 00

**Autumn King Cabbage.****Perfection Drumhead Savoy Cabbage.**

CARROT.—(*Mohrruebe*—*Gelbe Ruebe*.)

Carrots are grown for feeding stock, as well as for culinary purposes; there is usually a market demand for considerable quantities for cooking, many of the earlier sorts being sold in bunches when about half grown. A rather light, sandy loam, deeply tilled, is best suited to the growth of carrots, and upon such soil, if it has been liberally fertilized the previous year, a good crop may be grown without much, if any, additional manure. Strong, fresh manure should never be used. Make the surface smooth, and sow in drills about fourteen inches apart, and about half an inch deep, thinning the plants when large enough, so as to stand about three or four inches apart. April or May is the proper time to sow, varying the time according as an early or late crop is wanted. Good crops have been grown from sowings as late as the 10th of June. Early weeding is very important. Sowing a little radish seed with carrot, just enough to show the row often saves a crop.

Early Scarlet Horn. A medium sized Pkt. Oz. $\frac{1}{4}$ lb. Lb.
root, half-long, stump-rooted, of fine
color, and much used for cooking;
grown for early use, and to sell in
bunches; bears close planting..... \$ 05 \$ 10 \$ 25 \$ 75

Chantenay or Half-Long Scarlet Stump-Rooted. This is the best and most popular variety with our market gardeners; perfect in shape, sweet, dark red color; very productive.... 05 10 25 75

Half-Long Carentan Stump-Rooted An excellent flavored carrot, almost coreless 05 10 25 75 **Half Long Scarlet Stump-Rooted Carrot.**



C



Large White
Belgian Carrot.

Danver's Half-Long. A good variety for general crop; is of a rich orange color, and a good keeper; yields largely, and is easily harvested \$ 05 \$ 10 \$ 25 \$ 75


Long Orange. A large, medium long variety, much used for main crop; yields largely... 05 10 20 60

Ox-Heart or Large Scarlet Stump-Rooted. A very superior stump-rooted variety, growing much larger than the Chantenay, but resembling it in color and shape 05 10 25 75

Long Scarlet Altringham. This is a large, long, dark red variety; a heavy cropper; much esteemed for feeding on account of the high color it imparts to butter..... 05 10 20 60

Large Orange Belgian. Is very large and good quality; grown for stock 05 10 20 60


Large White Belgian. This variety, exclusively grown for stock, is the largest of all carrots, growing half out of the ground; it is an immense cropper, easily pulled and a good keeper 05 10 20 60



Long Scarlet
Altringham
Carrot.

CAULIFLOWER.—(*Blumen Kohl.*)

The growing of cauliflower is receiving more attention than formerly; particularly so the earlier varieties. The crops of Snowball and Dwarf Erfurt begin to come forward in June, and these, with the later sorts, are in the market, almost without intermission, until November. Cauliflowers require very

**Lenormand's Short Stem Cauliflower.**

high cultivation and plenty of moisture, even more so than cabbage. Whether grown in the kitchen garden or upon a large scale, the crop is a paying one, and there is not a more delicious vegetable grown. The demand is evidently increasing. Cold-frame plants are probably the best and hardiest for early crops; the frames, however, need rather more protection during cold nights than is required for cabbage plants. Seed sown in hot-beds in February will produce plants that are not much, if any, inferior to cold frame plants. They should be transplanted once before setting in the open ground, and also should be gradually hardened by exposure; in this way they will be in condition to set out as early in April as the ground will permit. Set the early sorts about two feet by fifteen inches, and cultivate the same as cabbage. When irrigation is practicable, great advantage is obtained during a drought. For late cauliflower, sow seed in open ground, from the middle of May to the middle of June, and transplant the same as cabbage. When plants first appear they are liable to the attacks of a small black fly; guard against this fly by frequent dustings with plaster, which apply in the morning while the dew is on. When the heads are forming, tie the leaves together at the top, thus avoiding discoloration by exposure to the sun. The crop of cauliflower depends entirely upon the state of the weather during the time of heading. If it is hot and dry, the heads will be inferior in size, solidity and color; if moist and cool, the same plants would produce beautiful, white, solid heads. For this reason it is deemed advisable to use three or four varieties every season, which may be sown and transplanted all at the same time; but as their season for heading differs, some of them are certain to come in when the weather is favorable. All the different varieties we offer are sure to head. If any plant should fail to head in time, if taken up before freezing and planted in a cellar, a head corresponding to the strength of the plant will be almost a certain result.

In comparing our prices on Cauliflower please bear in mind that all the stocks we offer are absolutely the best selected strains to be had. In placing our orders in Europe we always insist on the purest, most reliable and satisfactory grades grown, and though the additional cost is considerable, it is but slight when compared with a good and poor crop of cauliflower.

Pkt. Oz. $\frac{1}{4}$ lb.

Henderson's Snowball. One of the earliest sorts; dwarf and compact; rather smaller than Extra Early Dwarf Erfurt but very reliable for heading..... \$0 10 \$2 50 \$7 50

Extra Early Dwarf Erfurt. Superior to all other early dwarf varieties; very white, compact heads; very reliable either for forcing or for late crop. The most popular variety in our market. Our stock of Erfurt Cauliflower is the best grown 10 2 50 7 50

Best Early Paris. A tall-growing variety, used for late crop; has been very popular for many years 10 50 1 50

Lenormand's Short Stem. This is an extra large-headed variety, with a short stem; a great favorite for late heading; a most reliable sort..... 10 50 1 75

Autumn Giant. Late heading variety 05 40 1 50

**Earliest Dwarf Erfurt Cauliflower.**

CELERY.—(Sellerie.)

But little celery is grown for early use, as it is not in its most palatable condition until about October, the bulk of the crop being used during November and later. For this reason it is generally grown as a second crop, following early cabbage, onions, peas, etc. If it is desired to start the seed early in hot-beds, great care must be taken to shade it from the sun immediately on sowing, as one hour's sunshine through the glass upon the seed so lightly covered, will destroy its vitality, and cause great disappointment. The proper time to sow in the open ground is early in April, transplanting about the first of July. The seed being very small, should be covered very lightly, and the earth pressed firmly down upon it. Some gardeners trim off the top a little, while the plants are small, to make them more stocky. Set in rows three or four feet apart, and about six inches between plants in the row. Keep down all weeds, and as fall approaches, draw earth up to the plants, keeping the stalks well together. This earthing-up is continued at intervals, until only the leaves appear above the soil. When well blanched, it is ready for use. For winter use it is usually placed in trenches, and covered with earth and litter, or stored in cool cellars.



Celery.

Pkt. Oz. ¼ lb. Lb.

Beckert's Perfection Winter.

A dwarf sort growing white, rather thin and very straight; the stalk is a little tough, but stands shipping very well; matures just after the "Golden" and makes a fine appearance

\$ 05	\$ 40	\$ 1 25	\$ 4 00
-------	-------	---------	---------

Henderson's White Plume.

This is a very early variety, stalks and leaves growing naturally white, but the quality is much improved by bleaching; not a late keeper

05	35	1 00	3 50
----	----	------	------

Boston Market. True Arlington-grown seed. Probably the best celery for home use, but growing very dwarf, and maturing very late.....

05	40	1 25	4 00
----	----	------	------

New Large-Stalked Golden Self-Blanching. An excellent variety for early use; large, solid stalk, with beautiful golden heart; bleaches easily and early; an excellent shipper.....

05	40	1 25	4 00
----	----	------	------

Large Stalked Golden Self-Blanching. Tested stock. On account of the uncertainty of Golden Self-Blanching celery being always solid, we have tried to carry over a quantity that has been tested. This we offer as long as it will last as "tested stock" with the year of the crop on each package. This seed we absolutely know to be pure and solid, and our growers need fear no failure on account of hollow celery

05	50	1 50	5 00
----	----	------	------

Rose Ribbed Paris. A sport of the "New Large Stalked Golden," of which it possesses all the good qualities. It has its beautiful golden-yellow color, and differs from it only in the color of the ribs, which are of a very pretty shade of rose, which deepens as the season advances

05	35	1 00	3 50
----	----	------	------

Giant Pascal. A fine keeping sort; excellent flavor; thick stalks; very brittle, and one of the best late sorts.....

05	20	60	2 00
----	----	----	------

Golden Heart. Another half dwarf, silvery white, with golden-yellow heart; an excellent keeper; a favorite with gardeners

05	25	75	2 50
----	----	----	------

Improved Large White Solid. A very large kind, solid, crisp, of excellent flavor, and a good keeper.....

05	20	60	2 00
----	----	----	------

Celery Seed for Flavoring. Used in flavoring pickles, soup, etc.....

05			40
----	--	--	----

NOTE. It has been our ambition to supply our customers with absolutely the best varieties of Celery Seed. We have spared no pains to secure the best strains to be had, and where price and quality have conflicted, we have always chosen quality first.

We are willing to place our stocks of celery against any, offered by anyone, and are certain it will compare favorably with the best.

CELERIAC, OR TURNIP ROOTED CELERY.—(*Knollen Sellerie.*)

A variety of celery with roots of turnip shape. It is grown in the same manner as ordinary celery, but may be set closer—about eighteen by six inches. But little earthing-up is required. Can be kept in winter the same as other celery. The roots may be boiled and sliced, and used with vinegar as a salad or cooked and served with butter and flour gravy.

Pkt. Oz $\frac{1}{4}$ lb. Lb.

Large Erfurt. The largest and best root; very popular \$.05 \$.15 \$.40 \$ 1.50

Large Smooth Paris. An excellent variety; large root05 .15 .40 1.50

Large Smooth Prague. Similar to Large Erfurt, with fewer roots05 .15 .40 1.50

CHICORY.—(*Chicorien.*)

Grown for the roots, which, when dried and roasted, are ground for mixing with coffee, the mixture being preferred by many to pure coffee. Cultivation of this plant precisely the same as for carrots.

Large Rooted05 .10 .30 1.00

Curled. This sort is used exclusively for salad..... .05 .10 .40 1.25



Large Erfurt Celeriac or Turnip-rooted Celery.

CORN; Sweet or Sugar.—(*Zucker Mais.*)

All are so familiar with corn it is unnecessary to describe its appearance or uses. Its cultivation is very simple, and with only ordinary care good crops are grown. Plant in any good soil, in rows three to four feet apart, according as a dwarf or tall-growing variety is planted. Nothing grown in a garden gives more satisfaction for family use than sweet corn, provided there is room for its proper culture. The usual mode of planting is in hills, leaving three or four stalks in a hill, but it has been found to be a much better way to plant in straight rows, three or four feet apart, and one stalk every foot. This will give each plant an equal chance, and every stalk will bear one or more ears. It is advisable to plant three or four varieties, so that one kind may follow the other in regular succession. If not acquainted with the different varieties the selection might be left to us.

	Pkt.	Qt.	Peck.	Bu.
Cory. The earliest of all the sweet varieties	\$.05	\$.20	\$1.25	\$4.00
Kendel's Early Giant. This variety has made a name for itself wherever corn is planted. It is the largest early sweet corn yet introduced, and is a money maker for market gardeners. It comes with the Minnesota and Cory and the ears are twice as large. It is white; has a large grain, very sweet and tender, and is very prolific05	.20	1.25	4.00
Kendel's Early White Wonder. We can hardly praise this corn enough for home use. Ears medium size and numerous, and kernels exceedingly sweet05	.25	1.50	
Early Minnesota. A very fine extra early dwarf, eight rowed variety; a general favorite for the first early.....	.05	.20	1.25	4.00
Perry's Hybrid. Second early; excellent for market gardeners; pink cob..	.05	.20	1.00	3.50
Early Crosby. Habit very dwarf, ears set very low; a twelve-rowed variety with white cob, ear fair size, and sweet05	.20	1.00	3.50
Early Mammoth. An excellent variety; comes in immediately after the second early; very large ears.....	.05	.20	1.25	4.00
None Such. An excellent second-early of large size. Cobs red, grain large and very sweet. A splendid variety for general use.....	.05	.20	1.00	3.50
Moore's Concord. Rather taller, and with larger ears than early Crosby, also a little later; a good sort for general use; twelve rowed.....	.05	.20	1.25	4.00
Country Gentleman. A fine variety, small cob, kernels very deep, sweet and tender while in the milk, but gets hard and tough if allowed to remain on the stalks too long.....	.05	.20	1.25	4.00
Mammoth Sweet. A late variety with ears of the largest size; twelve to sixteen rowed, and of fine flavor; a general favorite05	.20	1.00	3.50
Stowell's Evergreen. A standard sort.....	.05	.20	1.00	3.50
Black Mexican. Very sweet and much desired for family gardens.....	.05	.20	1.25	4.00

CORN. *Indian or Field.*—(*Indianer oder Feld.*)

The culture of field corn is too well known to need any description.

- Early Huron Dent.** This sort is considered the earliest yellow corn grown. Ears good size; fodder medium; cob very thin. Per $\frac{1}{2}$ bu. or 20 lbs. of ears.....\$0 60
- Sibley's Pride of the North.** The earliest gourd seed corn known; twelve to fourteen rowed; bearing close planting; abundant yielders, and sure to ripen even in our shortest seasons. Per $\frac{1}{2}$ bu. or 20 lbs. of ears..... 60
- Improved Leaming.** A standard variety which may be planted safely to insure a large crop; cob red, very long and thin; kernels long and of a deep orange color. Per $\frac{1}{2}$ bu. or 20 lbs. of ears..... 60
- Rice Pop Corn.** Per $\frac{1}{2}$ bu. or 20 lbs. of ears..... 1 00
- Red Cob Ensilage.** This corn has become a universal favorite with all growers of fodder corn. Price variable. Per bu.....Market Price.
- Clark's Cuban Giant Ensilage.** A large-growing variety, and ripens earlier than the Red Cob.....Market Price.

RED COB ENSILAGE—In large quantities will make special price.

CORN SALAD or FETTICUS.—(*Ackersalad.*)

Grown for use as salad. Sow very early in spring in rows a foot apart. In six or eight weeks it is ready for use. For early spring use, sow in September, and when cold weather sets in, cover with litter, and winter over like spinach.

	Pkt.	Oz.	$\frac{1}{4}$ lb.	Lb.
Large Round Leaved. Small-seeded. A variety most generally sown	\$ 05	\$ 10	\$ 15	\$ 50
Lettuce-Leaved. A large-leaved variety, making a compact plant	05	10	30	1 00

CRESS, or PEPPERGRASS.—(*Kresse.*)

Used for salads and garnishing. Sow in April in rows a foot apart..... 05 10 15 50

**WATER CRESS.—(*Brunnen Kresse.*)**

A perennial aquatic plant. It is introduced by setting roots or sowing seed about mid-summer in beds prepared at the edge of slow-running water. It is used as a salad in early springtime.

	Pkt.	Oz.	$\frac{1}{4}$ lb.	Lb.
True Water Cress.	\$ 05	\$ 35	\$ 1 00	\$ 3 50

CUCUMBER.—(*Gurke.*)

To obtain early cucumbers and at the same time avoid most of the annoyance of the striped bug, it is a good plan to plant the seed about the first of May in frames without much bottom heat. Small pots may be plunged into the soil, in frames, and a few seeds planted in each; or small sods, turned over, may be placed close together in the frames, and a few seeds placed in each. In three or four weeks these may be transplanted into open ground, each piece of sod being set into hills three or four feet apart each way. If transplanted in the evening and one watering given, the plants will not droop. The seeds may be planted in the hills late in May, making the crop somewhat later. Use dry plaster, or an infusion of powdered white hellebore in water, to destroy the striped bug. For pickles plant during the last two weeks in June.

- Improved White-Spined.** The best variety grown; the sort most generally Pkt. Oz. $\frac{1}{4}$ lb. Lb. used both for forcing and open air culture; medium length, dark-green color, crisp, and of excellent flavor; our strain of White Spine has been grown for us by one of the best growers in the east for many years and is second to none.....\$ 05 \$ 10 \$ 30 \$ 1 00
- Early Russian.** The earliest variety, but three or four inches long; mostly esteemed for early, short, thick pickles 05 10 30 1 00

CUCUMBER.—Continued.

	Pkt.	Oz.	¼ lb.	Lb.
Early Cluster. Grows in clusters, bluish-green in color	\$ 05	\$ 10	\$ 30	\$ 1 00
Early Frame. A short early sort, growing about five inches long.....	05	10	30	1 00
Boston Pickling. The best to grow for pickles; yields a large crop of short, straight, dark-green pickles.....	05	10	30	1 00
Extra Long Green. A well-known late variety, producing cucumbers about twelve inches long; good deep color, flavor excellent	05	10	30	1 00
Jersey Pickling. An excellent variety for pickling; very productive.....	05	10	30	1 00
Green Prolific Pickling. The most productive sort of all.....	05	10	30	1 00
West India Gherkin. A small prickly fruit used for pickling.....	05	15	40	1 25
Telegraph. Used for hot-houses and frames; free-bearing, long and hand-some	25			

DANDELION.—(Pardebium.)

The dandelion is a hardy perennial which makes a very desirable early spring salad. Sow the seed early in drills ½ inch deep and 15 to 18 inches apart. Weed frequently during the summer, and the next spring the leaves will be fit to use. The flavor is very much improved, if the leaves are blanched, the bitter taste being much reduced. This may be done by covering with boards or leaves and litter for a time to exclude the light. It is served like lettuce and is considered a very wholesome salad.

Improved Thick-Leaved. The best variety, and the kind generally used, 05 40 1 25 4 00

EGG PLANT—(Eierpfanze)

Egg plants require a light, warm soil, and being very delicate and tender, must not be set out too early. They require a high temperature at all times. Sow in hot bed about last of April, with good, steady bottom heat, and delay in transplanting until such time in June as is necessary to avoid a temperature much below 70 degrees. Set two to three feet apart each way, according to the nature of the soil, more room being needed if the soil is very fertile. A delicious vegetable when properly cooked.

Pkt. Oz. ¼ lb.

New York Improved Purple. The best for general culture, and a leading market variety; fruit large, oval or heart-shaped leaves and stem somewhat prickly—a feature not seen in other varieties \$ 05 \$ 30 \$ 1 00



Purple Egg Plant.

ENDIVE.—(Endivien.)

For early use, sow early in April or May, but as it is mostly used quite late in autumn, it will be in time if not sown before June or July. When large enough, transplant in rows fifteen inches apart, setting the plants eight or ten inches apart. When of full size, tie all the leaves into a bunch at the extreme top; in a few weeks it will be ready for use.

Pkt. Oz. ¼ lb. Lb.

White Curled. Light green, almost white \$ 05 \$ 15 \$ 40 \$ 1 50

Green Curled. Nicely curled, dark green 05 15 40 1 50

Moss Curled. More finely 05 15 40 1 50

White Curled Endive.

curled and a heavy, dense plant.....


Green Broad Leaf Batavian. Leaves broad and smooth, like lettuce; an excellent kind 05 15 40 1 50

White Broad Leaf Batavian. The best of all, bleaching very easily..... 05 15 40 1 50

C
D
E

KALE or BORECOLE.—(*Blaetter oder Krausskohl.*)

Sow early in May, in a prepared bed, and transplant in June, setting the plants and cultivating in the same manner as cabbage. A strong soil, well manured, is required. The many varieties of Borecole are all most delicious—more delicate in flavor than cabbage, the quality being improved after a light frost.

**Extra Fine Dwarf German Kale.**

Pkt. Oz. ¼ lb. Lb.

Dwarf Curled Extra Fine

German. is a hardy green, nicely curled, dwarf-growing variety, and is the sort most generally sown. If the seed is sown in the spring, and the plants well thinned

out, they may be cut at any time during the fall and winter; for spring cutting, as spinach, sow in drills in September

\$ 05 \$ 10 \$ 20 \$ 75

Dwarf German Greens. Should be sown in August, in rows a foot apart, and treated the same as spinach. In this way the greens are obtained early in the spring.....

05 10 20 60

German Dwarf Purple. A handsome variety for spring sowing.....

05 15 20 75

Tall Scotch. A tall-growing variety, large and very curly.....

05 15 20 75

KOHLRABI.—(*Kohlrabi.*)

Sow in May or June, in rows about eighteen inches apart, and thin out the plants to about twelve inches in a row. Ordinary soil with a moderate amount of fertilizing is all that is required to grow Kohlrabi. This vegetable appears to be intermediate between turnip and cabbage, and has to a certain extent the flavor of both. The bulb that forms upon the stem, just above the ground, is fit to use when about half grown; when mature, it becomes hard and fibrous. It is boiled and served like turnips.

Early White Vienna. The variety Pkt. Oz. ¼ lb. Lb.

most in demand, greenish-white

outside, with clear white flesh... \$ 05 \$ 20 \$ 60 \$ 2 00

Early Purple Vienna. Does not differ from the Early White, except in outside color, which is bluish purple

05 20 60 2 00

**White Vienna Kohlrabi.****Leek.****LEEK.**—(*Lauch.*)

Leeks require very rich, mellow soil, and a liberal dressing of well composted manure. Sow the seed in April in rows a foot apart, and transplant in July. Land that has borne an early crop of peas, cabbage, etc., can thus be made of use for a second crop, but additional manure should be applied before setting out the Leeks. They should be set quite deep, and in rows about fifteen inches apart with six inches between the plants.

London Flag. A long- Pkt. Oz. ¼ lb. Lb.
growing variety; easily

blanched \$ 05 \$ 15 \$ 30 1 00

Monstrous Carentan. An

extra large variety;

very hardy 05 15 40 1 50

Large Rouen. A short,
very heavy sort; a favorite with market

gardeners 05 15 40 1 50

LETTUCE.—(Lattich Salat.)

Lettuce is a plant of most simple culture when grown in the open air. It requires rich soil, plenty of well-rotted manure and abundant moisture. With these conditions its growth is vigorous and rapid; and to be crisp and tender, it should be grown quickly. Of all the salad plants, lettuce easily takes the lead, and no garden is worthy the name without its lettuce-bed. It has few, if any, insect enemies, and flourishes throughout the spring and summer months. Drouth and hot weather are its principal drawbacks, as during such periods it inclines to run to seed. Seed may be sown in February and March, not much bottom heat being required. The plants may be set out as early as the ground can be worked, as light frosts will not injure them. Set in rows, about eighteen inches apart, leaving eight or ten inches space between the plants.

Pkt. Oz. $\frac{1}{4}$ lb. Lb.

Early Curled Silesia. An old favorite variety, very tender. \$ 05 \$ 15 \$ 40 1 50

White Star. An excellent variety for forcing; makes a large loose head of good quality. Our stock is absolutely pure.....\$ 05 \$ 15 \$ 30 \$1 00

Grand Rapids. This lettuce heads the list for a forcing lettuce. Somewhat similar to the Black-Seeded Simpson, but has a smoother leaf.. 05 15 30 1 00

Improved Black-Seeded Simpson. An early rapid-growing, very tender curled variety, not intended for heading, but furnishing an abundance of tender leaves; good for forcing or out-door culture 05 15 30 1 00

**Hanson Lettuce.**

ing a solid head like cabbage, and standing the heat remarkably well; the most reliable lettuce in the market. This variety, when sown in September or October, is hardy enough to stand most of our winters... 05 20 50 1 50

Deacon. This lettuce comes to use very highly recommended; the heads are very solid, and of excellent flavor; used for a summer variety.... 05 15 30 1 00

Kendel's Excelsior Head. A variety that has been tested the past few seasons by our market gardeners, and has proven to be a very fine sort for summer and fall use. Makes a large, close head; very light green color; very tender, and fine flavor..... 05 20 50 1 50

New Hanson. A light-colored slightly curled, rapid-growing sort, being at all times tender and of excellent flavor; by far the best for the kitchen garden standing the heat well, and being slow to seed... Pkt. Oz. $\frac{1}{4}$ lb. Lb. 05 15 30 1 00

Salamander. An extra large light-colored variety, forming a compact head, white inside 05 15 30 1 00

Trianon Self-Closing Cos. (Romaine or Celery Lettuce.) The finest of all the Cos sorts, resisting warm weather 05 15 40 1 50

Brown Dutch. A dark, brown-spotted variety, remarkable for its hardiness..... 05 15 40 1 50

**Frankfort Head Lettuce.**

Boston Market or Tennis Ball The earliest heading variety known, making very fine, compact heads 05 15 30 1 00

Large Boston. A fine strain for forcing under glass; very large, solid heads 05 20 35 1 25

Frankfort Head. Our own stock. This is the best of all heading kinds for out-door culture, making a solid head like cabbage, and standing the heat remarkably well;

**Trianon Self-Closing Cos.**

MELON—WATERMELON.—(Wassermelone.)

Melons of all sorts should be planted on rather a light sandy loam, a gentle slope toward the south being desirable. Make hills about eight feet apart each way, and put in each a good shovelful of well composted manure, press it down and cover with earth. Upon each hill plant six or eight seeds about half an inch deep. The middle of May is early enough for planting in open ground, but the crop may be forwarded by planting in frames, as directed for cucumbers. Three plants should be left to grow in each hill. Destroy bugs and cultivate in same manner as for cucumbers.

**Green Citron Watermelon—For Preserving.**

Ice Cream. Medium size; oblong; color light green; seeds white; flesh crimson; very sweet, rich and of excellent flavor Pkt. Oz. ¼ lb. Lb.

\$ 05 \$ 10 \$ 15 \$ 50

Sweet Heart. Very large; thin rind; light green skin; very solid and fine flavor. An excellent shipper

05 10 20 60

Mountain Sweet. An old favorite; form rather long; color dark green; seeds dark; a very solid melon, sweet and crisp, early and productive. Pkt. Oz. ¼ lb. Lb.

\$ 05 \$ 10 \$ 15 \$ 50

Black Spanish. Round, very dark green, with scarlet flesh and black seeds, very thin rind; rather larger than the other sorts; of delicate flavor

05 10 15 50

Peerless, Ferry's. An oblong variety; light green color; flesh crimson; very tender, melting and of excellent flavor, seeds white

05 10 15 50

Citron, for Preserving. Is used for preserves only; is very hardy and productive; a late keeper.....

05 10 20 75

MELON.—MUSKMELON.—(Zucker Melone.)

Muskmelons are cultivated in the same way as described for watermelons, except that the hills may stand closer together; six feet each way is the proper distance.

**Hackensack Melon.**

Extra Early Nutmeg. A most desirable variety of excellent quality; green flesh..... Pkt. Oz. ¼ lb. Lb.

\$ 05 \$ 15 \$ 35 \$ 1 25

New Early Hackensack. Similar to the old Hackensack in shape, but being about ten days earlier makes it a very desirable sort; popular among market gardeners.....

05 15 35 1 25

Jenny Lind. Small, very early, and of good quality; green flesh

05 15 35 1 25

Large Green Citron Nutmeg. A very large nutmeg, deep-ribbed, finely netted; very thick, solid, green flesh, very sweet and highly flavored; a most desirable variety for either market or private use; second early

05 10 30 1 00

Island Beauty. On style of Hackensack; very early, and fine quality...

05 20 60 2 00

Osage. Coconut-shaped, yellow flesh, good quality; one of the sweetest

05 15 35 1 25

Hackensack, or Turk's Cap. A very desirable sort, much in demand by market gardeners to grow as a main crop; large size; round shape deeply ribbed; roughly netted; flesh green, very sweet.....

05 10 30 1 00

Emerald Gem. Is medium size, almost round, and skin thin, dark green, ribbed but not netted; flesh very thick, light salmon color, and fine flavor.....

05 20 60 2 00

Montreal Nutmeg. It is longer in form than most of the green-fleshed sorts; grows very large, up to fifteen pounds or more; excellent flavor

05 15 35 1 25

Rocky Ford. A small very early green fleshed melon with a thin rind and of excellent flavor. Our stock is genuine; Colorado grown.....

05 10 30 1 00

Paul Rose. A new melon; a cross between Osage and Netted Gem; flesh salmon; fine grain and flavor delicious.....

05 10 30 1 00

MUSTARD.—(Senf.)

Pkt. Oz. ¼ lb. Lb.

White Mustard. The sort mostly grown for salads. The seed is largely used to mix with pickles; also in preserving cider, and is ground in large quantities in the manufacture of the mustard of commerce.....\$ 05 \$ 10 \$ 10 \$ 30

Brown Mustard. Not differing materially from the white, except in the color of the seed..... 05 10 10 30

MUSHROOM SPAWN.

The true mushroom, and the variety cultivated for market, grows naturally in pastures only, from whence it is taken in the form of spawn, an article of commerce, price of which will be found below. It never grows in boggy places nor in woods, nor about the stumps of trees. It is never greater than five inches in diameter, and seldom more than four; is pale brown in color, externally, and dry. The cap is fleshy, firm and white within, never thin and watery, and has a frill about the edge. The gills are first white, then flesh-colored and finally, when the mushroom is full grown, become brown-black, at which time the mushroom drops spores, corresponding to the seeds of other plants, which are brown-black or deep purple-black in color; the gills grow entirely free from the stem. The stem is solid and slightly pithy up the center, but never hollow, and is supplied with a prominent ring near its middle. The cuticle readily peels away from the flesh beneath, which upon being cut or broken remains white, or nearly so. The odor of true mushrooms is not offensive, but on the contrary quite pleasant. Another edible variety growing in pastures is light brown in color; gills white; ring movable, and cap covered with small scales, made by the breaking up of the cuticle. Called umbrella mushroom. Still another grows in thin forests, is orange or bright red, shaded to yellow; gills and stem yellow, stem tapering upward and sometimes hollow, and growing out of a white volva, from which it comes free. Called orange mushroom. There are a number of other edible varieties, but their eating qualities had better be left to the judgment of an expert.

Mushrooms should be fresh when used, and if they each have ALL the characteristics given, no fear of poisoning need be entertained. In case of poisoning, the symptoms of which are nausea, drowsiness, stupor and pains in the joints, the doctor should be summoned at once, and sweet oil given to the patient to allay corrosive irritation of the throat and stomach.

The culture of Mushrooms is becoming a large and lucrative business. The locations for producing them are so numerous that almost anyone can, with a little care and trouble, successfully raise mushrooms for market, and thus add considerably to the proceeds of the garden or green-house. Under the green-house benches, in cellars, old hot-beds and under bank barns, the conditions are usually the most favorable, the principal essentials being rich soil and an even temperature, ranging from 55 degrees to 60 degrees Fahr. Fresh horse manure left in a heap until the high temperature is reduced, well mixed with one-fourth its bulk of good garden soil, and packed to a depth of twelve inches, will make a suitable bed in which to plant the spawn. If the temperature is higher than 78 degrees Fahr., it is best to wait with the planting until the bed has cooled off sufficiently. It is advisable to expose the dry spawn to a moderate moisture for a few days, to insure a safer and more rapid growth. Break the spawn into pieces the size of a black walnut, and plant six inches apart. After twelve days cover the bed with an inch or two of soil made fine, and water with luke-warm water when the beds become a little dry. The mushrooms appear in the course of six to eight weeks.

The yield may be prolonged by watering with liquid manure, and adding a little salt or saltpetre occasionally.

English Spawn. In bricks, 25 lbs., 12c. Per lb.15c

OKRA, or GUMBO.—(Essbarer Hibiscus.)

Sown in June, in drills—the dwarf variety about two feet apart, the tall sort three feet, and one inch deep. Thin out the plants to from eighteen to twenty-four inches, according to variety.

Pkt. Oz. ¼ lb. Lb.

Long Green. A Tall sort, pale green.....\$ 05 \$ 10 \$ 20 \$ 75

White Velvet. Pods round and smooth. Best sort 05 10 20 60



Mushrooms.

ONION.—(Zwiebel.)

The onion crop is perhaps next in importance to cabbage. Although an expensive vegetable to cultivate, it is usually a very profitable crop. Much depends upon the selection and preparation of the ground, the quality of the seed, the quantity and value of the fertilizers, the time of sowing, and the care bestowed upon the growing crop. Much also depends upon the season. A long, cold rain after sowing often causes failure of the seed to germinate well; or severe drought in early summer may cause the crop to blight. Nevertheless success is the rule, and with proper care, a crop of from four to five hundred or more bushels per acre may be reasonably expected. Select, if possible, a clean, rich piece of land, upon which onions were grown the previous year. In some localities onions have been grown for over thirty consecutive years upon the same land, while in other sections it is found safer not to continue to grow them more than three or four years in succession. A crop of carrots is the best to precede onions. Scatter broadcast a heavy dressing of well rotted manure, and plow six or seven inches deep as early in the spring as the ground can be worked; harrow and rake down to a fine, even surface. Sow four or five pounds of seed per acre in drills fourteen to fifteen inches apart, and a quarter of an inch deep. If a seed drill is used, it should be provided with a good roller to press the earth upon the seed, particularly if the earth is very dry. Sow as early as possible; a few days delay often makes a marked difference in the crop. Unless the plants stand very thick together, they need not be thinned out very much, if any, as onions will crowd each other and find room to grow. NEVER ALLOW THE WEEDS TO GET AHEAD OF THE YOUNG PLANTS; the weeds must receive early attention. Use a scuffle or wheel hoe between the rows, and pull out the weeds not reached by the hoe. When the tops are all down and the onions well formed, they may be pulled and left on the ground to dry, unless the weather be unfavorable. It is well known that our onion seed is the very best that can be obtained anywhere, and will give the best possible results in this climate.



Giant White Tripoli Onion.

- Large Red Wethersfield.** A very large flat red onion; the most desirable Pkt. Oz. $\frac{1}{4}$ lb. Lb.
of the red sorts; a late variety.....\$ 05 \$ 15 \$ 30 \$ 1 00
- Southport Red Globe.** Large red globe-shaped, very desirable 05 20 30 1 25
- White Silverskin.** Very early; rather flat in shape; mild flavor; does not keep as well as the yellow and red varieties; extensively grown for pickles..... 05 20 60 2 00
- White Globe.** Quality similar to last named sort, but of globe-shape; rather larger and a better keeper; also grown for pickles..... 05 20 50 1 75
- Prizetaker, or Yellow Globe Spanish.** It is of immense size, with thin yellow skin, pure white in flesh, fine grain, mild in flavor 05 20 30 1 25
- Giant White Tripoli.** Large flat variety; grows very rapidly; sweet and mild in flavor, an excellent variety for early bunching 05 20 60 2 00




- White Barletta.** A small, white Italian sort; used for pickling 05 25 75 2 50
- Queen.** Very early, small white sort; the most desirable for pickling..... 05 25 75 2 50
- Yellow Globe Danvers.** The standard variety for this section; makes a large onion with small neck; ripens early and very uniformly; good keeper, and yields well..... 05 15 30 1 00

Yellow Globe Danvers. Lake

County Strain. There has been a demand for this strain of onion, and to meet it we have secured some of the seed from one of the best growers in Lake county. 05 15 35 1 25

In large lots of one variety of Onion Seed, a liberal discount will be made.

ONION SETTS.



Large White Globe Onion.

Plant them as early in spring as convenient, to obtain early green onions, but they may be set any time up to June 1st. Set in rows a foot apart and three or four inches between them in the row.

White Bottom Setts. Good for general use; mild flavor.....

Yellow Bottom Setts. Not as mild in flavor as the white variety, otherwise as good....

Potato Onion Setts. Sometimes called "Hill Onions" or "Multipliers,"


Prices variable.



Extra Double Curled Parsley.



Hamburg Large-Rooted Parsley.

PARSLEY.—(*Petersilie*.)

Parsley seed germinates very slowly, taking two to four weeks to come up; hence,

If wanted early, sow as early as possible. Make the rows twelve to fourteen inches apart. Thin out to three or four inches or transplant to that distance. Can be sown in hot-beds in February, or later in open ground. Later in autumn place frames over some of the plants to lengthen out the season of cutting. For garnishing purposes nothing equals parsley; it is also used in salads, soups, etc. Any good soil is suitable for growing it.

Plain Leaved. A sort not much curled; much used in soups, etc., rather stronger in flavor than the other kind

Pkt. Oz. ¼ lb. Lb.
\$ 05 \$ 10 \$ 15 \$ 50

Extra Double Curled. A fine variety, well curled; in common use for general crop.....

05 10 20 75

Hamburg, Large Rooted. A rooted variety, the roots of which are used in winter; good in flavoring soups or stews; it can be kept all winter in the cellar, covered with sand.....

05 10 20 60

PARSNIP.—(*Pastinak*.)

Sow in April or early in May, as parsnips require long seasons to mature. After the ground has been deeply tilled and made fine, the seed should be sown in drills twelve to fifteen inches apart and half an inch deep, and thinned out so that the roots will not crowd each other. Hoe and cultivate deeply, to keep down the weeds. Parsnips, besides being used to a large extent as a winter vegetable, make also an excellent root upon which to fatten cattle and swine, there being sections of the country where it is the only root used for that purpose. They may be dug in the autumn and stored for winter; but if left in the ground till the following spring, they are very much improved in flavor. Sow a liberal quantity of seed, as from its nature it does not always come well.

Sugar or Hollow Crown. The variety most in use and best adapted to this section; long, smooth and free from coarse roots

Pkt. Oz. ¼ lb. Lb.
\$ 05 \$ 10 \$ 15 \$ 40



Parsnip.

PEAS.—(Erbsen.)

No one who plants a vegetable garden thinks of doing so without peas, and they are relied upon by almost every market gardener, as they bring early and usually very profitable returns, besides permitting the land to be occupied by a second crop. Celery, squash, melons, sweet corn, and various other crops, may be grown after peas. The cultivation of peas requires only ordinary care, but we would call particular attention to the fact that success depends in a great measure upon the quality of the seed; and as a rule, the gardener who thinks it economy to purchase peas where he can obtain them at the lowest figure finds that he has made an expensive mistake when he gathers his crop. The dwarf varieties require a rich soil, and liberal manuring; the other sorts need only ordinary cultivation. Peas are very hardy and succeed best under low temperature. The early, round smooth varieties should be sown as early as possible in the spring, while the more tender, wrinkled sorts do better if planted after the ground has become warmer. Sow in drills two or three feet apart, according to the height of the variety planted, and not less than 4 inches deep. A pint will plant a row of forty feet. Make the furrows deep enough to allow room for the manure, which is usually scattered along the bottom. It is safer not to have the seed in direct contact with the manure. Successive plantings need not be made, several varieties which naturally succeed each other in their time for ripening may be planted at the same time, in this way securing a constant succession of this choice vegetable. If desired, dwarf varieties, which require no brushing can be selected.

No Peas will be sold at less than 50c for 4 quarts unless noted.

Extra Early Varieties.

Kendel's First of All. This Pea is the result of many years' careful selection. It leads the list of extra earlies for earliness, productiveness, size of pod and quality of flavor. It is uniform in growth and ripening, and free from rogues or runners to a marked degree. Our best gardeners prefer it to any other of this class.....\$ 10 \$ 25 \$ 1 25 \$ 4 50

Kendel's Extra Early Sugar. A sweet, wrinkled pea coming in only a few days after First of All. Pods medium size and well filled; an average yield. The best early to plant for home use..... 10 30 1 50 5 50

Gradus. A new wrinkled pea, and the earliest large podded variety in cultivation. Vine three feet; peas large and fine flavor; pods four inches long 15 50 3 00 10 00

Cleveland's First and Best. Pods large, well filled, prolific, and can be picked clean on the third picking; very uniform and free from runners; our stock is second to none in the country..... 10 25 1 25 4 25

Laxton's Alpha. A very early, wrinkled variety; rather earlier than Little Gem, and of taller growth; vine about two feet..... 10 25 1 25 4 50

Bliss' American Wonder. One of the earliest and best dwarf wrinkled peas 10 30 1 75 6 00

Nott's Excelsior. Vines very vigorous, growing about one foot high; pods larger than American Wonder, and more prolific; flavor excellent; one of the best early wrinkled varieties..... 10 30 1 75 6 50

McLean's Little Gem (or Carter's Premium Gem.) A leading favorite for garden use; a green, wrinkled pea, quite early and productive; flavor excellent; one foot high 10 30 1 75 6 00

Second Early and Later Varieties.

McLean's Advancer. This variety takes the lead as a second early market pea; pods long and uniform, maturing well together, the crop closely following the early varieties; vine two feet..... 10 25 1 00 3 75

Allan's Dwarf Telephone. A dwarf strain of Telephone growing about eighteen inches high. Yields a good crop of well filled large pods.... 10 30 1 75 6 00

Admiral Dewey. Vines 3½ feet; pods four to six inches long, borne in great profusion, and filled with peas of the best quality and largest size, which are tender and of fine flavor..... 10 30 1 50 5 50

Heroine. A medium early wrinkled pea, robust growth, large, full pods, enormously productive, excellent flavor, about two feet high..... 10 25 1 25 4 00

Queen. A wrinkled variety of English origin, large pods, well filled with large oval green peas of the finest quality and flavor, two and one-half feet high; a later sort than Advancer; should not be planted too early, as they will rot in cold ground..... 10 25 1 25 4 00

PEAS—Continued.

Pkt. Qt. Peck. Bu.

Champion of England. First quality; one of the best known of the older varieties; a tall-growing, green, wrinkled marrow; quality unsurpassed by any other pea; pod medium; peas large; vine about five feet....\$ 10 \$ 25 \$ 1 00 \$ 3 75

Improved Stratagem. One of the most desirable new varieties; blue wrinkled; dwarf habit, requiring no brush; exceedingly large, well-filled pods; very sweet; ripening at the same time with Champions, and fully equal to them in quality; height one and a half foot. Should not be planted too early, being liable to rot in cold ground..... 10 30 1 50 5 50

Telephone. A tall-growing blue wrinkled pea of most remarkable vigor, producing twelve to eighteen well-filled pods of enormous size; quality excellent; height about four feet..... 10 30 1 50 5 00

Bliss' Abundance. A very large cropper; large, well-formed pods well filled with large, light-green peas..... 10 30 1 50 5 00

Shropshire Hero. A recent introduction. A great improvement on York-shire Hero, having longer, better filled pods 10 30 1 50 5 00

Black-Eyed Marrowfat. Much used for a general late crop; an old and very popular pea, yielding immense crops; vine three feet..... 10 20 1 00 3 00

White Marrowfat. 10 20 1 00 3 00

Dwarf Sugar. (Edible Pods.) Also grown as a string pea; pods good size, tender and sweet; vine three feet..... 10 40 2 50 9 00

Canada Field. Common. Price variable..... 10

PEPPER.—(Spanisher Pfeffer.)

Sow in March or April in a hot-bed, and transplant into open ground late in May or early in June when the weather has become well settled, as the plants are quite tender. Set in rows about two feet apart, and fifteen inches apart in the row. A warm, sandy loam is best suited to their growth.

Pkt. Oz. ¼ lb. Lb.

Sweet Mountain.

This variety is very large, thick-fleshed; very sweet and mild; used for making stuffed pickles\$ 05 \$ 25 \$ 75 \$ 2 25

Spanish Mammoth.

Very sweet; six inches long; two inches thick. 05 25 75 2 50

Long Red Cayenne.

A small long-shaped variety; very pungent; the Cayenne pepper of commerce 05 25 60 2 00

Ruby King.

Handsome bright red; four to six inches long; used for man-goes 05 25 75 \$ 2 50

Chili.

A small pepper, of strong flavor; makes a very ornamental plant; is used for pepper sauce 05 25 75 2 50



Sweet Mountain Pepper.

PUMPKIN.—(*Kuerbis*.)

Pumpkins are chiefly grown as food for stock. They are also esteemed for culinary purposes—for the good old-fashioned pumpkin pie. A good method of planting is to put one seed with every other hill in every other row when planting field corn. In this way good crops of pumpkins are secured with slight labor and expense.

	Oz.	¼ lb.	Lb.
Connecticut Field. The common yellow pumpkin in general use; grown chiefly for feeding stock.....	\$ 05	\$ 10	\$ 35
	Pkt.	Oz.	¼ lb. Lb.
Sweet, or Sugar. A smaller variety, fine grained and sweet; the best for table use; an excellent sort.....	\$ 05	\$ 10	\$ 25 \$ 80
Bright Red Etampes. Medium size; fine for cooking	05	10	30 1 00
Cushaw. Crook-neck variety; very good.....	05	10	25 80
Calhoun. Skin dark cream color; flesh deep salmon, fine grain and remarkably thick. Used for pies.....	05	10	30 1 00

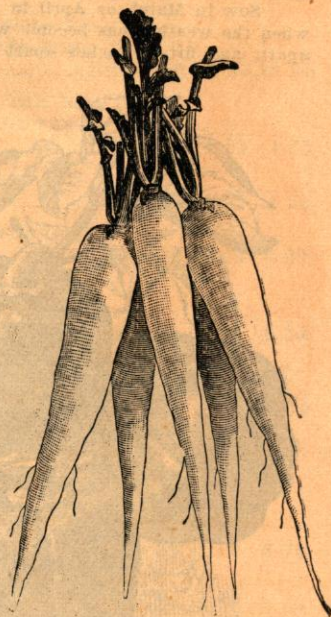
RADISH.—(*Rettig*.)

Radish should be grown on light sandy loam, and to be crisp and tender they should make a rapid growth. If the soil is moderately rich, very little, if any fertilizer is necessary. For very early use, begin sowing in frames in January, and continue successive sowings every two weeks. Do not sow too early in open ground; by the middle of May is early enough. For such early sowing, a warm, well sheltered situation should be selected; later sowings may follow every two or three weeks throughout the summer, using the varieties best adapted to the different stages of the season.

Long-Rooted Varieties.

Pkt. Oz. ¼ lb. Lb.

Wood's Early Frame. In shape, half-long; much used for forcing; of handsome color; stands the heat under glass well.	\$ 05	\$ 10	\$ 15	\$ 50
Long Scarlet Short Top. The standard market variety of the long sorts; used either in forcing or in open culture...	05	10	15	50
Glass Radish. (Cincinnati Market). Long bright pink, white-tipped; flesh transparent; always crisp and brittle.....	05	10	20	60
Beckert's Improved Chartier. A long and very smooth variety; brilliant scarlet at the upper half and gradually running out to a pure white; flavor excellent	05	10	15	50
Long White Lady Finger. A long, pure white variety, of excellent quality and attractive appearance	05	10	15	50




Early Long White Lady-Finger Radish.

Pkt. Oz. ¼ lb. Lb.

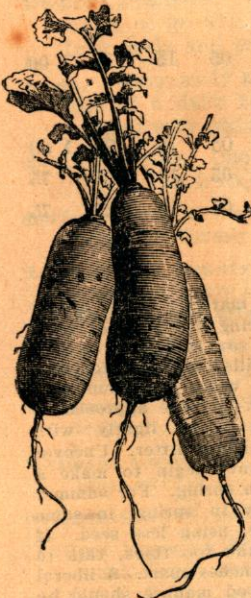
White Giant Stuttgart. An excellent, large white variety; popular.....	\$ 05	\$ 10	\$ 15	\$ 50
---	-------	-------	-------	-------

RADISH.—Continued.**Round or Turnip-Rooted Varieties.**

	Pkt.	Oz.	¼ lb.	Lb.
French Breakfast or Early Scarlet, Olive Shaped, White Tipped. Oval in form; handsome scarlet; white tip; used for forcing	05	10	20	60
Vick's Scarlet Globe. A fine radish; used almost exclusively for forcing on account of its growing a very small top	05	10	20	60

**Large White Summer Turnip Radish.****Burpee's Surprise Radish.**

	Pkt.	Oz.	¼ lb.	Lb.
Early Scarlet Turnip. A variety used for forcing as well as in the open ground. A good-sized, good-colored radish of excellent quality; one of the very best for out-door culture.....	\$ 05	\$ 10	\$ 20	\$ 60

**Scarlet China Winter Radish.**

Early White-Tipped Scarlet Turnip. A beautiful deep scarlet, with white tip; for forcing or out-door culture	05	10	20	60
Extra Early Deep Scarlet. Principally for forcing; very rapid grower.....	05	10	20	60
Early White Turnip. Another sort for early use; round in form and of clear white color.....	05	10	20	60
Burpee's Surprise. Quick growth. By successive sowings it will keep the table well supplied; its skin is very thin; color light brown; the best yellow radish for market.....	05	10	20	60
Large White Summer Turnip. One of the finest and best varieties grown; makes a very large radish and is used extensively.....	05	10	20	60

Fall and Winter Varieties.

Round Black Fall, or Spanish. A very large, round sort, for fall and winter use.....	05	10	15	50
Long Black Fall, or Spanish. Grown for winter use.	05	10	15	50
Long White Fall, or Spanish. Another good winter variety	05	10	15	50
Scarlet China Winter. One of the best winter radishes; a half-long sort, thicker at the bottom than the top.....	05	10	15	50

RHUBARB.—Rhabarber.

	Pkt.	Oz.	¼ lb.	Lb.
Victoria. The variety in general use for the market; yields immense crops	\$ 05	\$ 20	\$ 60	\$ 2 00
Large Roots of the Victoria variety, 15c each; per dozen, \$1.50; per hundred, \$10.00.				

SQUASH.—(*Speise Kuerbis.*)


Squashes being very tender, should not be planted too early; and, as they make a very rapid growth, they will have ample time to mature if planted after the weather has become settled and warm. A warm, mellow soil suits them best, and they require a liberal amount of manure, which is best applied direct to the hills. Plant in May, after all danger of frost is past. The summer varieties should be planted in hills three or four feet apart each way, and the later sorts about twice this distance. Put eight or ten seeds in each hill, as there is much danger of loss from bugs. Protect against these as directed for cucumber culture. When well grown, thin to three or four plants in each hill.

Pkt. Oz. $\frac{1}{4}$ lb. Lb.

Extra Large Golden Bush. Our own superior stock; decidedly the best and largest yellow scallop-shaped squash, attaining twelve to fifteen inches in diameter.....	\$ 05	\$ 15	\$ 40	\$ 1 25
Early Summer Crookneck. Another very early variety; long in shape, and of a bright yellow color; the best of the summer squashes.....	05	10	25	75
Prolific Marrow. A medium early variety; between summer and fall...	05	10	30	1 00
Boston Marrow. The earliest of the fall sorts; is ready for use very soon after the summer varieties; rich orange color; good size, excellent flavor	05	10	25	75
American Turban. An excellent squash, as good for fall use as the Hubbard for winter.....	05	10	30	1 00
Mammoth Warty Hubbard. Very large and completely covered with warts. Fine for the table.....	05	15	30	1 00
Golden Hubbard. Like the well-known Hubbard, except in color of skin, which is deep orange. An excellent variety.....	05	15	30	1 00
Hubbard. The standard winter squash; grown more extensively than any other late variety; color dark green; our squash seed is not obtained at canning factories.....	05	15	30	1 00
Large Winter Crookneck. An old and well-known variety.....	05	10	25	75
Vegetable Marrow. English, white-fleshed; outside yellow	05	10	25	75

SPINACH.—(*Spinat.*)

Spinach may be grown on any ordinary soil, and its cultivation is a simple matter. It is grown

**Extra Large Round Thick-Leaf Spinach.**

both as a spring and summer crop. For early use sow in August or September, in drills twelve to fourteen inches apart, using ten pounds of seed per acre. At the approach of cold weather cover lightly with straw or any handy litter. Uncover when the plants begin to make a new growth in spring. For summer use sow early in spring, in same way as above, using less seed. If the plants stand too thick, thin to three or four inches apart. A liberal dressing of good manure should be used. The land can hardly be made too rich.

Extra Large Round Thick-Leaf. This strain is the very best offered anywhere, and must not be confounded with the cheap spinach with which the market is supplied. It grows a large thick leaf, and will fill the measure quicker and cut more to the acre than any other variety. Sown both in the spring and fall.....	Pkt.	Oz.	Lb.
	\$0 05.	\$0 20	
New Victoria. Extra Dark green color, two or three weeks later than the Long Standing; for spring sowing.....	05.	20	
Long Standing. A desirable sort that does not incline to run to seed as much as most others; very desirable for spring sowing	05.	20	

Any Spinach, 5 lbs. 75c; 10 lbs. \$1.40 25 lbs. and over 12c per lb.

SALSIFY, or Vegetable Oyster.—(*Häferwurzel.*)

Salsify is a most delicious vegetable. When cooked it has an oyster flavor, hence its name, Vegetable Oyster. The cultivation is precisely the same as directed for parsnips, and it will keep over winter in the ground where grown, in the same way as parsnips.

Pkt. Oz. ¼ lb. Lb.

Mammoth Sandwich Island. A large and superior variety, which is used almost exclusively; white-rooted \$ 05 \$ 15 \$ 40 \$ 1 25

TOMATO.—(*Liebes Apfel.*)

The seed may be sown in hot-beds, with good bottom heat, in February or March, and when the plants are two or three inches high transplant into other frames about four or five inches apart each way, or into boxes or single pots which are to remain in the frames. Set the plants out in open ground, not earlier than the last week in May or first of June. Being very tender, they will not bear the least frost. Choose a light sandy, gravelly loam, in a well sheltered situation, and with a southern exposure if possible, as early fruit is desirable. In such a location the plants may be set about three feet apart each way, using a large shovelful of well rotted manure in each hill. On rich soils but little, if any manure is necessary. The plants should stand about four feet apart each way.

Pkt. Oz. ¼ lb. Lb.

Earliana. Considered the earliest large smooth red tomato in market. Has been grown here to some extent, and has been found a desirable acquisition 05 \$ 40 \$ 1 00 \$ 3 00

Buckeye State. A very large, fine flavored solid tomato, of a rather bright red color 05 25 75 2 50

Dwarf Champion. Quite distinct in foliage and habit of growth, being compact and upright; fruit early and purple color 05 25 75 2 50

Acme. Very early and productive; fruit medium size of a dark rich red, slightly tinged with purple; very solid and smooth \$ 05 \$ 20 \$ 60 \$ 2 00

Atlantic Prize. One of the earliest tomatoes on the list. Has smooth, bright red fruit of good flavor 05 20 50 1 75

Livingston's Perfection. Early, of a blood-red color, perfectly smooth, ripens uniformly, and bears abundantly until frost comes 05 20 50 1 75

Livingston's Beauty. Glossy crimson in color; ripens evenly, without cracking; bears throughout the season, attaining its natural color, even when picked green; remarkably free from rot 05 20 60 2 00

Stone. Very large, smooth, solid, bright scarlet color; one of the best for canning 05 20 60 2 00

Ponderosa. Largest tomato grown; quality good; should be grown on a trellis 05 40 1 25 4 00

Crimson Cushion. A mammoth tomato, like Ponderosa, but ripening more evenly 05 40 1 25 4 00

Golden Queen. A very fine yellow variety 05 20 60 2 00

Yellow Plum. A bright, lemon-colored tomato; uniformly oval in shape; small-sized; used for preserves 05 25 75 2 25

Red Cherry. Small round fruit, resembling cherries in size and shape.... 05 25 75 2 25

Pear-Shaped. Also a small preserving tomato, of perfect pear shape, and bright red color 05 25 75 2 25

TOBACCO.—(*Tabak.*)

Connecticut Seed Leaf. The variety extensively grown in the Northern and Middle States; largely used as cigar wrappers \$05 \$ 40 \$ 1 25 \$ 4 00

Havana. Imported seed; highly flavored variety 05 50 1 50 5 00



Salsify

Pkt. Oz. ¼ lb. Lb.

TURNIP.—(Weise Ruebe.)

Fall turnips may be sown from the first of July till about August 10th, or in favorable seasons even later. These varieties are also used for early crops, the seeds being sown in April. But few soils or locations will produce early turnips of good quality; old pasture lands, recently broken, and dressed with the best bone dust or guano, will sometimes produce satisfactory crops, but, at best, success is the exception rather than the rule in growing early turnips. Sow the seed broadcast upon an even surface, using about a pound of seed per acre, and rake it in evenly. The Swedish, or Rutabaga varieties should be sown in drills fifteen to eighteen inches apart, at any time from the first of June to the last of July, using about one pound of seed per acre. The plants should be thinned to about eight or ten inches apart.

**Red Top Strap-Leaf Turnip.**

Red Top Strap-Leaf. The best of the flat or English turnips; used for early or late crops..... Pkt. Oz. ¼ lb. Lb.
\$ 05 \$ 10 \$ 15 \$ 50

White Top Strap-Leaf. Very similar in form and quality to the Purple-Top; and quite as desirable and popular 05 10 15 50

Red Top Globe. This is one of the best and handsomest varieties of early turnips, large, very solid, an immense yielder and good keeper. 05 10 15 50

White Egg. A very handsome variety for fall crop; keeps well through the winter; skin very smooth, pure white; grows large; oval-shaped... 05 10 15 50

Early Snowball. Globe-shaped, very solid, sweet and crisp; a very rapid grower; keeps well..... 05 10 15 50

Early White Stone. Of medium size, with white flesh; keeps well..... 05 10 15 50

Orange Jelly, or Golden Ball. This variety cannot be too highly praised; bright orange yellow; it does not become pithy by keeping, but retains its solid crispness late in the spring..... 05 10 15 50

Pkt. Oz. ¼ lb. Lb.

Large White Norfolk. A very large globe-shaped variety, valuable for feeding stock..... 05 10 15 50

Large White Globe. A very handsome, smooth, pure white sort; its beauty of appearance makes it sell well in the market; good table quality, and excellent for stock 05 10 15 50

Yellow Aberdeen. An old, well-known yellow sort; flat in shape 05 10 15 50

White Russian. Oval in form, clear, white flesh; one of the best winter turnips; keeps well until June 05 10 15 50

Shamrock Swede. Is globe-shaped, fine-grained, yellow flesh, short neck 05 10 15 50

Improved Purple-Top Rutabaga. The best Swede turnip grown; flesh cream yellow; very smooth and solid; yields immense crops 05 10 15 50

**Red Top Globe Turnip.**

Sweet, Pot and Medical Herbs.

A small space in the garden may be used to good advantage for the cultivation of a few of the most useful and desirable herbs. Their cultivation is very simple, but little care being needed beyond keeping down the weeds. Sow in April or May in drills twelve to fifteen inches apart, and thin out the young plants where they stand too thick. When the ground is well covered with the foliage it is a good plan to cut out every other row, which tie in bunches and dry in the shade. The balance of the crop, having more room, will spread out and again cover the ground in a short time. In this way a large crop may be taken from a small patch of land. As a rule all herbs should be gathered when just coming into bloom.

	PKT.	OZ.	LB.		PKT.	OZ.	LB.
ANISE (for sowing).....	\$0 05	\$0 10	\$0 75	FENNEL, Sweet (for flavoring).....	\$0 00	\$0 00	\$0 30
ANISE (for flavoring).....			30	HOREHOUND, perennial	05	25	2 50
BASIL, Sweet, annual.....	05	15	1 50	HYSSOP, perennial	05	25	2 50
BORAGE, annual	05	15	1 50	LAVENDER, perennial	05	20	2 00
BURNET, perennial	05	20	2 00	MARJORAM, Sweet, annual.....	05	15	1 50
CARAWAY, biennial (for sowing)	05	10	60	ROSEMARY, perennial	05	30	3 00
CARAWAY (for flavoring).....			20	SAFFRON, annual	05	15	2 00
CHERVIL, (Curled, annual).....	05	15	1 50	SAGE, perennial	05	20	2 00
CORIANDER (for sowing).....	05	10	80	SORREL, perennial	05	20	2 00
CORIANDER (for flavoring).....			20	SUMMER SAVORY, annual.....	05	15	1 00
DILL (for flavoring).....			30	TANSY, perennial	05	40	4 00
DILL, annual (for sowing).....	05	10	70	THYME, perennial	05	30	3 00
FENNEL, Sweet, perennial (for sowing)	05	10	1 00	WOODRUFF	05	50
				WORMWOOD	05	30	3 00

Bird Seed, Etc.

The bird seed we offer is in every case of the best grade, and has all been carefully re-cleaned. We do not attempt to compete with cheap bird seed, which has been mixed with other seeds to make it cheap, but sell only the best. If your bird has been sick or out of song try our seeds and convince yourself that birds enjoy good, wholesome food as well as you do. We guarantee each package to contain what it is marked, and to be full weight, without the paper or box.

	PER. LB.		PER. LB.
MIXED CANARY AND RAPE.....	\$ 08	CANARY BIRD SEED, any mixture desired.....	\$0 08
CANARY, best Sicily, carefully re-cleaned.....	08	PARROT FOOD, 3 lbs. 25c.....	10
HEMP, choice, heavy seed, re-cleaned.....	08	ANT EGGS, for soft-billed birds.....	1 00
SWEET SPRING RAPE, choice, re-cleaned.....	08	CUTTLE BONE	40
MILLET, large Italian.....	08		PER BOTTLE.
ROUGH, OR UNHULLED RICE.....	12	MOCKING BIRD FOOD.....	25
MAW, OR POPPY SEED.....	15	SONG RESTORER	20
LETTUCE SEED FOR BIRDS.....	30		PER BOX.
SUNFLOWER SEED, 3 lbs. 25c.....	10	SILVER GRAVEL	08
MIXED SEED FOR RED BIRDS.....	10		

Field Seeds.

(Subject to Market Fluctuations.)

	PER BUSH.		PER BUSH.
BUCKWHEAT, Silver Hull.....		SPRING RYE	\$1 00 to \$1 25
Market price		WINTER RYE	1 00 to 1 25
BUCKWHEAT, Japanese			
Market price			
BROOM CORN, Dwarf, per lb. 10c.....	\$3 00	KAFFIR CORN, Red.....	Per lb. 10c, 100 lbs. \$5 00
BROOM CORN, Evergreen " 10c.....	3 00	KAFFIR CORN, White.....	Per lb. 10c, 100 lbs. 5 00
FLAX SEED	2 00		

CANADA FIELD PEA.

For the Northern States there is no crop of greater value than Field Peas. Whether for fodder, in mixture with oats, sown at the rate of two bushels per acre, or the peas sown alone at the rate of three bushels per acre for plowing under there is no crop that we can so strongly recommend for more extended culture. Like all Leguminous crops, peas have the power of extracting nitrogen from the air, and the soil from which a crop of peas has been harvested is richer in nitrogen than before the peas were sown upon it, and there is no kind of live stock on the farm to which Peas and Oats in mixture can not be fed with positive advantage. Used as feed for pigeons, etc.

Price on Application.

SOUTHERN COW PEA.

Its value as a fertilizing crop exceeds that of clover, for in addition to being a larger Nitrogen gatherer than clover, it draws from the subsoil to the surface large amounts of both Potash and Phosphoric acid, thus putting the soil in most excellent condition for following crops.

The feeding value of Cow Peas, either green fed as hay, or preserved as ensilage is very high, being considerably above that of Red Clover.

The yield of green vines per acre runs ordinarily from five to fifteen tons. A second and third sowing on the same land yielding more than the first.

The yield of peas varies according to varieties, conditions of soil, etc., from ten to thirty bushels per acre.

Cow Peas like all other crops thrive best on good ground. The maximum result being obtained from dry sandy loam, but from their strong growth of roots will do well on almost any soil not too wet.

Sow $1\frac{1}{4}$ to $1\frac{1}{2}$ bushels per acre, on land thoroughly pulverized, and disk or plow with a cultivator or double shovel plow. If wanted for hay, cut when peas are forming, cure as clover. If peas are for fertilizer, sow same quantity after same preparation as for hay, turn under when peas are in bloom. If farmers will first roll and disk peas, they will turn under much easier and be more satisfactory. For a fertilizer, especially to be followed by wheat or corn, they are simply the best. Bear in mind that the Southern Cow Pea belongs to the Bean family, therefore must not be sown until the ground is thoroughly warm and all danger from frost is past. Weight 60 lbs. to bushel.

Price on Application.

SORGHUM OR SUGAR CANE.

While Sorghum is grown very extensively for the syrup which is extracted from it, yet its chief value lies as a forage plant which is highly relished by horses, cattle and sheep. It possesses the power in a marked degree of sprouting up again after it has been eaten off, hence it provides forage for a much longer period than corn. Sorghum may be grown in much the same way as corn; like corn it would be advisable to sow the seed at intervals in order to prolong the season of pasturage. It is a deep and firm rooted plant and possesses the faculty of growing in dry weather. The readiness with which it springs up when cut off frequently adapts it for silage purposes, in some sections two or three cuttings can be obtained. If Sorghum cane is wanted for hay, seed can be sown broadcast or in drills, cut when seed is ripe, shock in field and haul in as needed. Do not stack or store in barns, as sorghum will spoil unless the cane is left so the air can freely circulate through. For ensilage, for milch cows, nothing can be better or more profitable. Sow broadcast about one half bushel; in drills, 6 quarts to the acre. Weight, 56 lbs. to bushel.

EARLY ORANGE. A strong grower and more juicy than the other varieties, the stalk is heavier and a little later than the Amber. Per lb. 12c. Bushel price on application.

AMBER CANE. The earliest of all. Per lb. 12c. Bushel price on application.

DWARF ESSEX RAPE.

A forage plant of highest value. It can be sown in April for an early crop, and for fall in July, August and September, and still later further south. It is sown broadcast 6 lbs. to the acre, but is better drilled, in which case 3 lbs. to the acre will suffice. In a few weeks from the time of sowing, sheep, hogs or cattle can be turned on it; all reports agree that they can gain weight faster on this than any other fodder, as it can be sown after other crops are off; the gain in fodder is secured at a nominal cost. Stockmen, Dairymen and Farmers have proved its value.

Price Variable. Per lb. 15c.

CLOVER AND GRASS SEEDS.

Terms: Cash with Order.

Two-Bushel Bags, 15 Cents Each.

In regard to grass and Clover seeds we would say that we only handle the very best quality, and at times will be as low in prices as is consistent with a good quality of seed.

Cartage is free, but the purchaser must pay Freight or Express charges. On account of the early publication of this catalogue, we cannot quote prices on Clover and Grass Seeds, as they are subject to the variations; but purchasers may depend on having them at the price ruling in store on the day of sale, and we will always send as much as the money will pay for.

CLOVER SEEDS.

MARKED CLOVER. (*Trifolium Pratense*.) This invaluable plant may justly be placed at the head of the list; by its judicious use, land which may have been exhausted by too severe a course of cropping may be brought back to fertility, and fresher and unexhausted fields preserved in undiminished vigor. It succeeds on any soil of moderate fertility, if sufficiently dry. May be sown in autumn or winter in the south, or in this latitude upon the snow immediately previous to its disappearance, by which the seed is distributed with regularity, and carried down in the crevices of the soil. A dressing of one bushel of gypsum to the acre will immediately increase the clover crop. From 15 to 20 pounds of good seed is required for an acre, more being necessary on old and stiff soils than on new and lighter ones. Weight, 60 lbs. per bushel.

Market Price.

MAMMOTH OR SAPLING CLOVER. This variety grows five or six feet long, and is used almost exclusively for plowing under for fertilizing. Its stalks are so coarse and large that stock will eat only the leaves. Sow in the spring or autumn, at the rate of 10 to 15 pounds per acre. Weight, 60 lbs. per bushel.

Market Price.

ALSYKE, OR SWEDISH CLOVER. (*Trifolium Hybridum*.) A native of Sweden, perfectly hardy, does not heave in winter or spring from frosts, stands drought well, and is in many respects superior to the common red variety. It affords a large return in hay, is excellent for soiling, and for bees it is unsurpassed. When the plant is once established, it will remain for a great many years in full vigor, and produce annually a great quantity of herbage of excellent quality. It is excellent for sowing on hillsides or sloping lands that are liable to wash or gully, and it has a great mass of long, strong, fibrous roots, which take firm, deep and widespread hold into the soil, and prevent its washing. Sow in spring or fall, about eight or ten pounds per acre. Weight, 60 lbs. per bushel.

Per lb. 15c. Price Variable.

ALFALFA, LUCERN OR CHILIAN CLOVER. (*Medicago Sativa*.) It is a valuable fodder plant, lasting from 8 to 10 years. The roots penetrate the ground from 10 to 15 feet. It requires a deep, richly manured and well cultivated soil. Sow from 15 to 20 lbs. per acre. Weight, 60 lbs. per bushel.

Market Price.

CRIMSON OR SCARLET CLOVER. (*Trifolium Incarnatum*.) An annual with crimson flower. It should be sown as soon after August 1st as possible, otherwise it is apt to prove disappointing. It has been sown to some extent, and has made a most beautiful sight when in bloom; we have heard of but few having much success with it as a foliage plant, however. Sow 15 to 20 lbs. to the acre. Weight, 60 lbs. per bushel.

Per lb. 10c. Price Variable.

WHITE DUTCH CLOVER. (*T. repens*.) An excellent pasture grass, forming in conjunction with Kentucky Blue and other grasses, the finest and most nutritious food for sheep and cows. Its flowers are also a favorite resort for the honey bee. It succeeds on all good lands, if not too wet. It takes six to eight pounds per acre. Weight, 60 lbs. per bushel. Choice quality.

Per lb. 35c. Price variable.

GRASS SEED.

The following are the most valuable of the natural Grasses for agricultural and other purposes. We give a short description of the different varieties, which will be a guide for the selection of seed for permanent pasturing, etc. We strongly recommend our mixtures for lawns, pastures, etc., as being the best and most economical that can be used.

TIMOTHY. (*Phleum pratense*.) This is the best grass for hay, making a large return on strong, rich clay, of medium state of moisture; though somewhat coarse and hard, especially if allowed to ripen its seed, yet if cut in the blossom or directly after, it is greatly relished by all kinds of stock, and especially so by horses. It grows very rapidly and yields large crops on favorable soil. It cannot be used advantageously as a pasture grass. Sow fifteen to twenty-five pounds to the acre. Weight, 45 lbs. per bushel.

Market Price.

GERMAN, OR GOLDEN MILLET. This variety is not so early as the Common Millet, but yields much larger crop. Will grow from five to ten feet high; the heads are closely condensed, spikes very numerous; seeds golden yellow, round, in rough bristly sheathes. It is extensively grown, and gives general satisfaction. When in the bloom, or soon after, the stalks are soft and readily eaten by all kinds of stock. Sow thirty-five or forty pounds per acre. Weight, 50 pounds per bushel.

Market Price.

HUNGARIAN GRASS. (*Panicum germanicum*.) A valuable forage plant. Succeeds well on dry, light soil. Withstands the drought remarkably well, remaining green when other vegetation is parched up; and if its development is arrested by dry weather, the least rain will restore it to vigor. Sow broadcast at the rate of thirty to forty pounds to the acre, and cultivate the same as Millet. Weight, 48 lbs. per bushel.

Market Price.

RED TOP. (*Agrostis vulgaris*.) A valuable grass for moist soils. It is permanent, standing our climate well, and consequently well suited for pastures, in which it should be fed close, for if allowed to grow up to seed the cattle refuse it. On moist, rich soil it will grow two feet, and on poor, gravelly soil, about half the height. Sow twenty pounds per acre. Weight, 14 lbs. per bushel.

Price Variable.

ORCHARD GRASS, OR ROUGH COCKSFOOT. (*Dactylis Glomerata*.) This is one of the most valuable and widely known of all pasture grasses, coming earlier in the spring, and remaining later in autumn than any other; it grows about two and a half feet high, producing an immense quantity of leaves and foliage. It is well adapted for sowing under trees or orchards, and valuable either for grazing or, if cut when in bloom, for hay. Sow fifteen to twenty-five pounds to the acre. Weight, 14 lbs. per bushel.

Price Variable.

KENTUCKY BLUE GRASS. (*Poa pratensis*.) This is known in some sections as "Green Meadow Grass," and "June Grass," but should not be confounded with "*Poa compressa*," which is the true "June Grass." It is the best pasture for our climate and soil, succeeding finely on uplands, producing the most nourishing food for cattle, retaining its quality to a late period in winter, and farther south affording abundant food throughout the winter. In combination with Red Top, White and Alsike Clover, it forms the finest and closest pasture. For this purpose an extra quantity of seed should be used—say one bushel of Blue Grass, one bushel of Red Top, and two pounds each of White and Alsike Clover per acre. Sow early in the spring or during the month of October or November. Weight, 14 lbs. per bushel.

Fancy Clean Seed, Market Price.

ITALIAN RYE GRASS. (*Lolium Italicum*.) This variety is similar to the English Rye Grass. It is very nutritious and valuable for pastures, especially for early sheep feeding. Sow about two bushels to the acre. Weight, 24 lbs. per bushel.

Per Bushel, Variable; 1b. 10c.

GRASS SEED.—Continued.

PERENNIAL RYE GRASS. (*Lolium perenne*.) A very nutritious and valuable grass for meadows and permanent pastures. It is also well adapted for sowing under trees where it makes a good lawn, better in fact than any other grass we know. Use 1 to 1½ bushels per acre, and under trees 1 pound to 10 x 15 feet. Weight, 24 lbs. per bushel. Price per bushel, variable; per lb., 15c; 10 lbs., \$1.00.

MEADOW FESCUE—TRUE ENGLISH BLUE GRASS. (*Festuca pratensis*.) One of the most valuable pasture grasses. Its long and tender leaves are much relished by stock of all kinds. It succeeds well, even in poor soil, and as its roots penetrate the earth twelve or fifteen inches, it is not affected except by exceedingly dry weather, and is as valuable a fertilizer as Red Clover. When cured like timothy, it yields a very superior quality of hay. Notwithstanding its acknowledged merits, this grass has only been sown to a limited extent in this country. It is deserving of much more attention than it has hitherto received from American farmers. Sow in spring or fall at the rate of thirty to forty pounds per acre. Weight, 24 lbs per bushel.

Choice Seed, True Meadow Fescue. Per Bushel, Variable; 1b. 15c.

TRUE PERENNIAL SWEET VERNAL GRASS. (*Anthoxanthum odoratum*.) This grass yields but a moderate percentage of herbage. It is remarkable for giving out a pleasant, sweet smell during the process of drying, and it is to the presence of this grass that hay from natural meadows owes its peculiar fragrance. Permanent pastures should not be sown without a portion of this grass, particularly in parks and pleasure grounds, if for no other reason than for the pleasant scent which it yields, not only when cut for hay, but also when the seed becomes nearly ripe. Sow twenty-five to thirty pounds to the acre. Weight, 10 lbs. per bushel.

True Perennial, per lb. \$1.25

MIXTURE OF GRASS AND CLOVER SEED FOR PERMANENT PASTURES. This mixture is composed of a suitable selection of natural grasses and clovers best adapted for permanent pasture, and the kinds, as well as the quantities, are regulated according to the nature of the soil, situation and purpose for which they are sown. When ordering, please state whether soil is light, medium or heavy. It will take from two to three bushels to sow one acre. Weight, 16 lbs. per bushel.

Per Bushel, \$2.50.

TREE SEEDS.

Seeds of trees and shrubs often fail to germinate well. This is in part owing to their peculiar nature, which requires careful study and treatment. They should always be protected by partially shading the ground where the seeds are sown. The neglect of this is the cause of many failures. A slight shading of brushwood or cornstalks, or any other convenient material should be placed so as to partially exclude the sun's rays until the plants are well started. Another important matter is early sowing. Many species remain in the ground a whole year, and then germinate. Therefore a careful examination should be made to ascertain the condition of such seeds as have failed to come up when expected, and have been condemned as worthless. We do not keep forest tree seeds in stock, not having sufficient call for them, but can furnish all varieties on short notice. The following we have in stock and quote as follows:

	Per Bu.	Lb.	Oz.		Per Bu.	Lb.	Oz.
Apple	\$3 00	\$0 30	Osage Orange	\$8 00	\$0 40	\$0 10
Peach	2 50	25	Yellow Locust		50	10
Quince		2 50	25	Honey Locust		50	10
Pear		1 50	15	Norway Spruce		1 00	10

Culture and Care of Flowers

IN OUR List of Flower Seeds will be found all those varieties known to be **desirable** and **worthy** the attention of florists and amateurs. Our Catalogue is arranged with a view to aid our patrons in their selection by offering the **very best** varieties of each species, and to avoid the confusion attending the selection from catalogues in which the greatest possible number of varieties are presented, regardless of their value, many of which only disappoint the cultivator by taking time and garden space which might otherwise be used in growing better flowers.

Success. With patience and the exercise of reasonable judgment, anyone may soon acquire experience enough to successfully grow most of the species of flowers; failure more often results from ignorance and neglect than from any fault of the seeds or of nature. **CONSTANT CARE IS REQUIRED** in any event.

Requisites. A few suggestions may prove of value to those who are unfamiliar with floriculture: the **selection** of the seeds, the **preparation** of the flower-beds or borders, the choice of location best suited to each species, the **use** of fertilizers, the **time** and **manner** of sowing seeds or of setting plants, the **destruction** of noxious weeds and injurious insects, and many other details incident to the cultivation of a flower garden—each of which requires care and more or less skill.

Reliable Seed is the first requisite. We spare no pains or expense to procure the **VERY BEST**. A thorough trial of our seeds will do more to establish this fact in the minds of our patrons than any statement made by us would be likely to do.

Causes of Failure. The seeds of some of the species are very small and delicate, and from many causes are liable to fall, particularly when sown in the open ground. **IF SOWN TOO EARLY**, the earth lacks the warmth necessary to insure germination; **IF COVERED TOO DEEPLY**, the delicate sprouts cannot force their way through; **IF HEAVY RAINS ENSUE**, the seeds may be entirely washed away or the soil beaten down and crusted over, or perhaps left in such a wet condition as to cause the seed to decay. Again, the sowing may be followed by **EXTREME HEAT AND DROUGHT**, and if the seeds have started to germinate the germs are liable to become dry again, in which case they are utterly ruined.

When and How to Sow. The first of May is early enough, in this latitude, to sow most of the species in the open ground; too early sowing is a great mistake. The small and delicate seeds must be covered **VERY LIGHTLY** with earth; the finest of them had better be sown **WITHOUT ANY COVERING**, the simple pressure of a smooth board being sufficient. Repeated experiments with various kinds of delicate seeds, induces us to advise in addition, the covering of such seeds with sheets of newspaper until they are through the ground, thereby preventing the surface evaporation, which so often causes failure, besides protecting the seeds from being forced into the ground so deeply through careless watering, that they could not sprout. By following this method, many seeds that are rather difficult to start may be quite successfully grown. The larger and more hardy seeds may be planted deeper and some of them earlier. It is a safe rule to sow most seeds to a depth of **FOUR OR FIVE TIMES THE DIAMETER** of the seed itself.

Location. A rather light sandy loam suits most flowers, and, in such soils, seeds generally germinate well. Some flowers thrive best in a rather shady situation and in rather heavy clay soils (the Pansy is a notable instance), while others do best upon light, poor soils, and exposed to the full rays of the sun; this is particularly true of the Portulaca.

Early Sowing. The seeds of nearly all the annual varieties, and many of the biennials and perennials, may be sown in March or April, under glass frames, in greenhouses, or in small boxes in any sunny window. In this way a good stock of plants may be had at small expense, and a gain of several weeks made in the season of blooming; less weeding of the flower-beds will be necessary, and, when the plants are set out of doors further transplanting is not required. Shallow boxes, two or three inches deep, and with open seams at the bottom are the best in which to start the seeds. Fill these boxes to within half an inch of the top with good rich soil, mixed with about one-fourth sand; or, if convenient, procure some fine leaf mould from the woods. Make the surface level and smooth, and upon this scatter the seed sparingly. Use a fine sieve, with which sift carefully over the seeds just enough earth to cover them. Afterwards gently shower them with tepid water, using a fine sprinkler, and keep the boxes in a temperature as near 60° as possible. Avoid much watering unless the surface of the soil appears dry. Transplant into other boxes when the plants are large enough to handle, setting them from half an inch to an inch apart. Sometimes the young seedlings are attacked by a minute fungus, which causes them to "damp off." In such case no time is to be lost in transplanting into other boxes. In setting plants out into the beds or borders, allow a liberal space for each; crowding too many into a small area is a mistake very often made.

Late Sowing. Most of the biennials and perennials may be sown late in the summer, from the middle of August through September, and they will then bloom the following season. When cold weather sets in, about the only protection necessary for the young plants is a covering of leaves, straw or litter to a depth of three or four inches, and a board on top to keep it in place. They should be uncovered soon after the middle of March.

Fertilizing with Pure Bone Dust. For fertilizers use well-decayed stable manure, made very fine and well mixed into the soil, or some first-class commercial fertilizer. **From an experience of several years** we confidently recommend for general use **PURE RAW BONE DUST**, as a fertilizer for all plants we have not found anything better; it is more permanent than stable manure, and has the additional advantage of never introducing seeds of weeds. By its use the foliage of plants soon acquires a rich green color, and many claim that it imparts a brighter hue to the flowers of many species. It should be applied at the time of sowing or of transplanting to gain the best results.

Annuals, Biennials, Perennials. Flowers are classified as Annuals, Biennials and Perennials. Annuals are those plants that bloom the first year from seed, and, after ripening their seeds, perish the same season. They comprise many of the most beautiful flowers, and, as a rule, are of easy culture. Some of the Biennials and Perennials will flower the first season if the seed is sown early, and they may then be kept over for another year or longer. Pansy, Snapdragon, Pinks, etc., belong to this class. Biennials bloom the second year from planting the seed, and then die. Perennials, as a rule, bloom the second year, and are more or less permanent thereafter. The seeds of some of the Perennials remain a long time in the soil before germinating. Several species of the Biennials and Perennials will succeed well if the seeds are sown in early autumn.



PANSY

Classified List of Flower Seeds.

VINES.

†Ampelopsis.	Balloon Vine.	Balsam Pear.	Beans.	Canary Bird Vine.
Cobaea.	Cypress.	Dolichos.	Gourds.	Japanese Hop.
Kudzu Vine.	†Maurandia.	Momordica.	Morning Glory.	Nasturtium. Major
Passion Flower.	Sweet Peas.	Thunbergia.	Wild Cucumber.	

TRAILING PLANTS.

Abronia.	Ice Plant.	Linaria.	Lobelia.	Sanvitalia.	Torenia.
----------	------------	----------	----------	-------------	----------

BORDER PLANTS.

Anagallis.	Alyssum.	†Arabs.	Centranthus.	*Daisy.	Gilia.
Godetia.	*Golden Feather.	Lobelia.	Mignonette.	Portulaca.	

PLANTS GROWING WELL IN THE SHADE.

†Asperula.	†Forget-me-not.	Mimulus.	Nemophila.
------------	-----------------	----------	------------

GREENHOUSE PLANTS.

†Calceolaria.	Geranium.	Cineraria.	†Cyclamen.	†Gloxinia.	Primula.	†Viola.
---------------	-----------	------------	------------	------------	----------	---------

ORNAMENTAL PLANTS.

Amaranthus.	Canna.	Celosia.	Cleome.	Chinese Lantern Plant.
Coleus.	*Digitalis.	Euphorbia.	Four O'Clock.	Larkspur.
Lupins.	Martynia.	Mimosa.	Nicotiana.	†Penstemon.
Perilla.	Ricinus.	†Solanum.	Sunflower.	†Wigandia.

EVERLASTING FLOWERS.

Acroclinium.	Ammobium.	Elchrysium.	Gomphrena.	Xeranthemum.
--------------	-----------	-------------	------------	--------------

BOUQUET FLOWERS.

Adonis.	Aconitum.	Ageratum.	Alonsoa.	Antirrhinum.	†Aquilegia.	†Asperula.	Aster.
Balsam.	Bartonia.	Browallia.	Calendula.	Campanula.	Candytuft.	†Carnation.	Centaurea.
Chrysanthemum.		Clarkia.	Collinsia.	Coreopsis.	Cosmos.	†Dahlia.	Dianthus.
Eschscholtzia.		†Feverfew.	Gaillardia.	Geranium.	Gypsophila.	†Heliotrope.	*Ipomopsis.
†Lychnis.	Marigold.	Nasturtium.	Nigella.	*Oenothera.	Pansy.	Petunia.	Phlox.
Poppy.	†Pyrethrum.	Salvia.	Salpiglossis.	Saponaria.	Stocks.	Scabiosa.	Schizanthus
Silene.	†Sweet William.	Verbena.	Vinca.	Viscaria.	†Wallflower.	Zinnia.	

PERENNIALS.

Aconitum.	Agrostemma.	Aquilegia.	Arabis.	Asperula.	Campanula.	Carnations.	Chrysanthemum.
Coreopsis.	Forget-me-not.	Gaillardia.	Gypsophila.	Hollyhocks.	Larkspur.	Lupinus.	Penstemon.
Phlox.	Poppy.	Polyanthus.	Sweet Peas	Salvia.	Sweet William.		

*Biennials.

†Perennials.

GENERAL LIST OF FLOWER SEEDS



Suggestions.

FLOWER SEEDS may be ordered by the Number given to each kind, thereby saving much writing.

We would particularly draw the attention of customers desiring information regarding the **CULTURE** and **CARE** of Flowers to the page opposite the preceeding one.

Our Flower Seeds are grown for us in **SEPARATE COLORS**, and are mixed by us in proper proportions so that these Mixtures will be found to contain a very choice collection of colors and varieties.

From year to year we will add new varieties of Flower Seeds to our Collection, a list of which will be found immediately following the General List.

We pay Postage on Flower Seeds in Packets.

GENERAL LIST OF FLOWERS.

ABRONIA. (Abrenie.)

Trailing plants, with sweet-scented, verbenalike flowers. Remove the husks before sowing, and start under glass. They succeed best in a light, rich soil. Annuals.

1. UMBELLATA. Rosy lilac; ½ ft..... .05

ACONITUM. (Eisenhut.)

Popular perennials, with panicles of blue helmet-shaped flowers.

2. NAPELLUS. Monk's Hood; 4 ft..... .05

ACROCLINIUM. (Acroclinium.)

One of the most beautiful and valuable of the everlasting flowers and grown extensively for winter bouquets. Annuals.

3. SINGLE. Mixed; 1 ft..... .05
4. DOUBLE. Mixed; 1 ft..... .05

ADONIS. (Adonis.)

Handsome plants, with showy flowers, and of easy culture in any soil. Seed should be sown early. Annuals.

5. AESTIVALIS. (Flos Adonis.) Scarlet; 1 ft.05

AGERATUM. (Leberbalsam.)

Fine plants for massing outside, and valuable for winter blooming in the house. Prized by the florists for cut flowers. Annuals.

6. DWARF IMPERIAL. Blue; ¼ oz. 20c..... .05
7. WENDLANDII COMPACTA. Dwarf. mixed05

AGROSTEMMA. (Lichtnelke.)

Attractive, free-flowering plants of easy culture; fine for beds or borders, and an excellent cut flower.

8. CORONARIA ATROSANGUINEA (Rose Campton). Perennial; 2 ft..... .05

SWAN RIVER DAISY. See Brachycome.

ALONSOA. (Mask-Flower.)

(Alonzoa.)

Very ornamental, either in the greenhouse or outside in summer. Very desirable in the garden for the brilliancy of their flowers. Succeeds in any light, rich soil. Annual.

9. WARSCWICZII. Scarlet; 1½ ft..... .05



ALYSSUM. (Steinkraut.)

Free-flowering plants, suitable for beds, borders or rock work. Grow well in any rich garden-loam.

10. MARITIMUM COMPACTUM (Little Gem). White; annual; ½ ft.; ¼ oz. 15c, oz. 40c..... .05

AMARANTHUS. (Amarant.)

Graceful ornamental foliage plants, producing a striking effect in the flower garden. Sow the seeds early, and set out last of May, or in June, in rich soil. Annual.

NO.		PKT.
11.	BICOLOR RUBER. Scarlet and orange foliage; 2 ft.....	.05
12.	CAUDATUS (Love Lies Bleeding). Crimson; 3 ft.....	.05
13.	MELONCHOLICUS RUBER. Dark crimson foliage; 3 ft.....	.05
14.	TRICOLOR (Joseph's Coat). Red, yellow and green foliage; 2 ft.....	.05

AMMOBIUM. (Ammobium.)

Pretty annuals, producing white everlasting flowers. Sow the seed the last of May in the open border. They do well in almost any situation.

15.	ALATUM GRANDIFLORUM. Large flowering and pure white; 2 ft.....	.05
-----	--	-----

ANAGALLIS. (Gauchheil.)

Universal favorites of the flower garden; suitable for beds, borders and rock work. Annuals.

16.	GRANDIFLORA MIXED. Large flowering varieties; ½ ft.....	.05
-----	---	-----

AMPELOPSIS.

17.	VEITCHII (Japanese Ivy). A species of the Ivy from Japan, which is perfectly hardy. The leaves are small, and at first of an olive-green color, changing to bright scarlet in the autumn. Hardy perennial.....	.10
-----	--	-----

ANTIRRHINUM. (Snapdragon.) (Loewenmaul.)

One of the most showy and useful border plants, growing and blooming freely in any good soil that is tolerably dry. Annual.

18.	MAJUS. Mixed colors; 2 ft.....	.05
19.	TOM THUMB. Finest dwarf varieties mixed; 1 ft.....	.05

AQUILEGIA. (Columbine.) (Akeley.)

Very ornamental, perennial, herbaceous plants, blooming freely in the spring. They grow well in any dry soil.

20.	CAERULEA (Rocky Mountain Columbine Mixed).....	.10
21.	HORTENSIS HYBRID DOUBLE. Finest mixed.....	.05

ARABIS. (Gaensekraut.)

Hardy herbaceous plant, with pure white flowers, resembling candytuft; blooms very early in the spring; suitable for borders, rock work, etc.

22.	ALPINA. ¾ ft.....	.05
-----	-------------------	-----

ASPERULA. (Waldmeister.)

Pretty dwarf plants, well adapted for shaded situations among trees, bearing clusters of fragrant flowers; admirable for bouquets; the plant is also used for flavoring.

23.	ODORATA. White; perennial; 1 ft.....	.05
-----	--------------------------------------	-----

**CROWN ASTER.****ASTER. (Schoenkranz, Aster.)**

This flower is not only one of the most popular, but also one of the most effective of our garden favorites, producing flowers of great richness and variety of color, with the most perfect and beautiful form. Annual.

NO.		PKT.
24.	SUPERB MIXTURE. Our own mixture of tall asters of every color, embracing Paeony, Comet, Branching, Ostrich Plume, etc.; ¼ oz. 60c; oz. \$2.00.....	.10
25.	FRENCH PAEONY. Extra mixed; ¼ oz. 60c; oz. \$2.00.....	.10
26.	GIANT COMET. Extra mixed; ¼ oz. 60c; oz. \$2.00.....	.10
27.	VICK'S BRANCHING. Extra mixed; ¼ oz. 50c; oz. \$1.50.....	.10
28.	SEMPLE'S BRANCHING. Extra mixed; ¼ oz. 50c; oz. \$1.50.....	.10
29.	OSTRICH PLUME. White; large and fine; ¼ oz. 50c; oz. \$1.50.....	.10
30.	JAPANESE OR TASSEL MIXED; ¼ oz. 60c; oz. \$2.00.....	.10
31.	PERFECTION. Extra mixed; ¼ oz. 60c; oz. \$2.00.....	.10
32.	CHRYSANTHEMUM FLOWERED ROSE. Extra mixed; ¼ oz. 60c; oz. \$2.00.....	.10
33.	IMBRICATED VICTORIA. Extra mixed; ¼ oz. 60c; oz. \$2.00.....	.10
34.	QUEEN OF THE MARKET. Extra mixed; ¼ oz. 50c; oz. \$1.50.....	.10
35.	CHRYSANTHEMUM DWARF. Extra mixed; ¼ oz. 60c; oz. \$2.00.....	.10
36.	CROWN ASTERS. Extra mixed; ¼ oz. 60c; oz. \$2.00.....	.10
37.	CHINA ASTER. Fine mixed; ¼ oz. 50c; oz. \$1.50.....	.05
38.	QUILLED GERMAN ASTER. Fine mixed; ¼ oz. 50c; oz. \$1.50.....	.05

Any of the above Asters in separate colors can be had at 50c per ounce additional.

ASTERS IN SEPARATE COLORS.

Which we select from the above list, and recommend for bedding:

39.	TALL WHITE.....	.10
40.	TALL RED.....	.10
41.	TALL PINK.....	.10
42.	TALL PURPLE.....	.10
43.	TALL LAVENDER.....	.10
44.	DWARF WHITE.....	.10
45.	DWARF RED.....	.10

AURICULA. See Primula.

BABY'S BREATH. See Gypsophila.

BACHELOR'S BUTTON. See Centaurea.

BALSAM. (Balsamine.)

One of the most beautiful and popular annuals, forming a cone of clear-colored and finely variegated, camellia-like flowers. Succeed in a rich soil. Annuals.

- NO. PKT.
 46. DOUBLE SPLENDID MIXTURE OF CHOICEST VARIETIES. 2 ft.; $\frac{1}{4}$ oz. 25c; oz. 80c..... .10
 47. DOUBLE CAMELLIA-FLOWERED. Finest mixed; 2 ft.; $\frac{1}{4}$ oz. 25c; oz. 80c... .10
 48. DOUBLE FINE MIXED..... .05

BALSAM PEAR. (Balsambierne.)

Curious climbers with ornamental foliage. The fruit is bright orange and, when ripe, bursts open, exposing its bright-red seeds and yellow interior. Very effective on rock work, stumps, etc. Annual.

49. CHARANTIA, 10 ft..... .05

BALLOON VINE. (Herzsamen.)

(*Cardiospermum Halicacabum*.)

50. A very pretty climber, remarkable for its inflated membranous capsule, from which it derives the name of "Balloon Vine." Annual; 8 ft..... .05

BARTONIA. (Bartonia.)

51. AUREA. Splendid annual, with golden-yellow flowers, having a metallic luster when the sun shines upon them. Very showy; 1 ft..... .05

BELLIS PERENNIS. See Double Daisy.

BRACHYCOME. (Swan River Daisy.)

(*Kurzschopf*.)

A beautiful plant, resembling the daisy, growing from 5 to 10 inches high, compact branching habit, with abundance of blue and white flowers; suitable for rockeries, etc. Peaty loam. Annual.

52. IBERIDIFOLIA. Mixed; $\frac{1}{2}$ ft..... .05

**BROWALLIA. (Browallia.)**

Very handsome, free-flowering plants, completely studded during the whole summer with their beautiful flowers; excellent for cut flowers. Light, rich soil. Annuals.

53. CZERWIAKOWSKIL. Deep blue, with white center; $1\frac{1}{2}$ ft..... .05
 54. ELATA. Large flowering white; $1\frac{1}{2}$ ft... .05
 55. ELATA COMPACTA. Blue; for borders .05

CALENDULA. (Pot Marigold.)

(*Ringelblume*.)

Showy, free-flowering, hardy annuals, producing a fine effect in beds or borders, and flowering very late in the autumn. Extensively used by florists; grow well in any good garden soil.

56. LE PROUST. Double; buff colored; $1\frac{1}{2}$ ft.; $\frac{1}{4}$ oz. 10c..... .05
 57. DOUBLE LARGE FLOWERING. Dark orange red; $1\frac{1}{2}$ ft.; $\frac{1}{4}$ oz. 10c..... .05
 58. PRINCE OF ORANGE. Striped yellow and deep orange; $\frac{1}{4}$ oz. 10c..... .05
 59. ROYAL MARIGOLD TRIANON. Double, bright yellow..... .05

CALCEOLARIA. (Pantoffelblume.)

Plants of a highly decorative character; very desirable for house or conservatory culture; remarkable for their size, color and markings. Sow the seeds in August or September for early flowering, in a light, rich compost. Tender perennial.

- NO. PKT.
 60. HYBRIDA GRANDIFLORA. Self-colored and spotted varieties mixed, prize flowers..... .50

CANDYTUFT. (Iberis.)

(*Schleifenblume*.)

A beautiful and most useful plant for growing in beds or masses; used extensively by florists for cut flowers. Light, rich soil. Annual.

61. EMPRESS. White; the best strain and produces the largest heads; $\frac{1}{4}$ oz. 15c; oz. 40c..... .05
 62. CRIMSON..... .05
 63. ROSE..... .05
 64. PURPLE..... .05
 65. MIXED. Choice colors; $\frac{1}{4}$ oz. 15c..... .05
 66. HYBRID DWARF MIXED. This makes fine, large, compact heads and remains in bloom a long time; $\frac{1}{8}$ oz. 15c..... .05

CAMPANULA.

Beautiful, well known plants, characterized by the richness of their colors, and profusion of their bloom. They include the favorite Canterbury Bells, which are among the most attractive border plants. Light, rich soil.

67. GRANDIFLORA. (PLATYCODON.) CHINESE BELL FLOWER. A fine, hardy perennial, colors blue and white; 2 ft.; well drained, sandy loam..... .05
 68. CARPATICA. Mixed; colors deep blue and white; plants hardy perennial; height 1 ft.; very fine..... .05
 69. PERSICAEFOLIA. Mixed; handsome perennial, with large drooping bell-shaped flowers in many shades of blue and white; 3 ft..... .05

**CANTERBURY BELL. (Glockenblume.)**

70. CANTERBURY BELLS. Mixed single; biennials; $2\frac{1}{2}$ ft..... .05
 71. CUP-AND-SAUCER. Mixed; biennials similar to the preceding with an enlarged calyx, giving the flower the appearance of having a saucer under it...05

CANNA. (Indian Shot.)

(*Blumenrohr*.)

These plants are grown for the remarkable beauty of their foliage, which produces a striking effect on lawns during the summer, either singly or in groups. The French Cannas are grown also for their fine heads of flowers. New and valuable varieties are raised every year from seed. Seed should be sown early in a strong, moist heat, and the roots may be kept through the winter like dahlias. Half-hardy perennials.

72. DWARF FRENCH MIXED. Bronze foliage; $\frac{1}{4}$ oz. 30c; oz. \$1.00..... .10
 73. FINE MIXED. Common varieties; 4 to 8 ft.; $\frac{1}{4}$ oz. 10c; oz. 40c..... .05
 74. DWARF FRENCH MIXED. Green foliage; $\frac{1}{4}$ oz. 30c; oz. \$1.00..... .10

CANARY-BIRD VINE. (*Tropaeolum Canariensis.*)

- NO. 75. Beautiful climber of the Nasturtium family, producing small, canary-yellow flowers; a rapid grower; handsome foliage PKT. .10
- CANTERBURY BELL. See Campanula.

CARNATION PINK. (Nelke.)

The most magnificent of all the Dianthus family. Flowers large, beautiful and delightfully fragrant. Sown in the spring they bloom the second season. The plants are hardy the first winter; afterward they need protection. Perennials.

76. MARGUERITE. Dwarf mixed. If sown early will flower the first season; $\frac{1}{8}$ oz. 40c PKT. .10
77. EARLY DWARF DOUBLE CARNATION. Fine mixed; 1 ft.; $\frac{1}{4}$ oz. 60c.... PKT. .10
78. RED GRENADIN. Double scarlet..... PKT. .10
79. FANCY PICOTEE CARNATION. Prize stock; from stage-flowers; finest double mixture of Picotees, Carnations, Bizarres, Flakes, Fancies and Selfs; 2 ft. PKT. .25
80. PERPETUAL, OR TREE CARNATION. Extra double mixed; 2 ft..... PKT. .50

CASTOR OIL BEAN. See Ricinus.

CATCHFLY. See Silene.



CENTAUREA. (Flockenblume.)

Very showy, free-flowering plants, some of which have beautiful silvery foliage, and are well adapted for ribbon borders and carpet bedding. Succeed in any garden soil.

81. CYANUS. (Bachelor's Button.) Blue; $\frac{1}{4}$ oz. 10c; oz. 40c..... PKT. .05
82. CYANUS. (Bachelor's Button.) Mixed colors. Annual; 2 ft.; $\frac{1}{4}$ oz. 10c; oz. 40c..... PKT. .05
83. MOSCHATA. (Sweet Sultan.) Mixed colors; annual; 2 ft..... PKT. .05
84. CANDIDISSIMA (Dusty Miller). Silver leaved, foliage broader and whiter than the other; half-hardy perennial; 1 ft.; $\frac{1}{4}$ oz. 40c; oz. \$1.50..... PKT. .05
85. GYMNOCARPA. Silver leaved, very graceful; half-hardy perennial; $\frac{1}{4}$ oz. 25c; oz. 80c..... PKT. .05
86. MARGARITAE ODORATA. Grows 1 $\frac{1}{2}$ ft.; blossoms large, pure white and fragrant; blooms freely and is of easy culture PKT. .10

CENTRANTHUS. (Baldrian.)

Very pretty, compact-growing plants, effective in beds, ribbons, or as an edging; grow and flower freely in common garden soil. Very desirable for bouquets. Annuals.

87. MIXED COLORS. Tall. 1 $\frac{1}{2}$ ft..... PKT. .05
88. MIXED COLORS. Dwarf..... PKT. .05

CELOSIA. (Cockscomb.)

Free-flowering, graceful plants, producing their flowers in combs or beautiful feathery spikes. Should be sown early, and transplanted in June in rich soil. Annuals.

- NO. PKT.
89. JAPAN CRIMSON. Huge combs much cut and beruffled; 3 ft..... PKT. .05
90. JAPAN VARIEGATED. Beautiful scarlet and gold combs..... PKT. .05
91. GLASGOW PRIZE. Dwarf; dark foliage; crimson combs; $\frac{1}{4}$ oz. 40c..... PKT. .10
92. THOMSON'S SUPERB FEATHERED. Crimson with bronze foliage; 2 ft..... PKT. .05

CHINESE LANTERN PLANT. (Physalis Franchetii.)

93. Annual, 2 ft. high; fruits brilliant orange red, produced in great profusion in good soil; a very showy plant, doing best in a warm, sunny exposure; plant them 2 ft. apart in the garden, or in pots for the house PKT. .10

CHINESE OR INDIAN PINK. See Dianthus.

CHRYSANTHEMUM.

(Wucherblume. Goldblume.)

Showy and effective garden favorites. The annual varieties are in great demand, and extensively grown for cut flowers, making a fine pot plant for winter, and excellent for beds or borders through the summer. Succeed best in loam and rotted manure, equal parts.

94. FRUTESCENS. (White Marguerite, or Paris Daisy) PKT. .10
95. CHINESE LARGE FLOWERED. Double mixed, well-known variety for pot and greenhouse culture; half-hardy perennial PKT. .10
96. JAPONICUM. Double mixed. Magnificent varieties PKT. .10
97. DOUBLE MIXED CORONARIUM. Annual varieties; 1 $\frac{1}{2}$ ft..... PKT. .05
98. SINGLE MIXED CARNATUM. Annual varieties; 1 $\frac{1}{2}$ ft..... PKT. .05



CINERARIA. (Aschenpflanze.)

A favorite greenhouse plant with a great variety of beautiful colors, blooming through the winter and spring months. Seed should be sown in July or August; when large enough, pot in an equal mixture of loam, leaf-mould and sand, and in December repot in a stronger soil. Our strains of these beautiful flowers are acknowledged by all our florists to be the best stock in this country.

99. HYBRIDA GRANDIFLORA. This strain saved only from extra large flowering prize varieties; 1 $\frac{1}{2}$ ft..... PKT. .50
100. HYBRIDA GRANDIFLORA NANA. New, large-flowering; dwarf varieties, splendid strain; 8 inches..... PKT. .50
101. MARITIMA CANDIDISSIMA. Silvery foliage; 1 $\frac{1}{2}$ ft.; $\frac{1}{4}$ oz. 10c; oz. 40c..... PKT. .10

CLARKIA. (Clarkie.)

Favorite annuals, with pretty, cheerful-looking flowers, growing freely, and blooming profusely in any good garden loam.

NO.	PKT.
102. DOUBLE MIXED. $\frac{1}{2}$ ft.....	.06

COLUMBINE. See Aquilegia.

COCK'S COMB. See Celosia.

COBAEA. (Cobaeae.)

103. SCANDENS. A magnificent, rapid-growing vine, with beautiful foliage, and large, purple, bell-shaped flowers; seed should be planted edgewise, and covered lightly; half-hardy perennial; $\frac{1}{4}$ oz. 15c; oz. 60c..... .10

COLEUS.

Ornamental foliage plants of general use in ribbon gardening, massing, or any situation where striking effect is wanted. Many new varieties are produced from seed. Half-hardy perennials.

104. FINEST MIXED. Saved only from newest sorts50

CLEOME PUNGENS.

Singular showy plants, attractive for a background to other flowers; growing 3 ft. high and usually called

105. GIANT SPIDER PLANT; pink..... .05

**CONVOLVULUS MINOR. (Winde.)**

(Dwarf Morning Glory.)

Showy plants, with handsome, rich-colored flowers, producing a brilliant effect in beds or borders. Annual.

106. FINEST MIXED. 1 ft..... .05

CONVOLVULUS MAJOR. See Morning Glory.

COLLINSIA. (Collinsie.)

A genus of free-flowering California annuals of great beauty, well adapted for massing or mixed borders.

107. FINEST MIXED. 1 ft..... .05

COREOPSIS, or CALLIOPSIS.

(Goiteaugen.)

A genus of showy annuals and perennials. They are of a hardy character, and will grow in any garden.

108. FINE MIXED TALL. Annual; $1\frac{1}{2}$ ft.; $\frac{1}{4}$ oz. 10c; oz. 40c..... .05
109. FINE MIXED DWARF. Annual; 1 ft.; $\frac{1}{4}$ oz. 10c; oz. 40c..... .05
110. CORONATA. Yellow; very fine; annual; 1 ft.; $\frac{1}{4}$ oz. 10c; oz. 40c..... .05
111. TINCTORIA. Golden yellow, with brown center; annual; $1\frac{1}{2}$ ft.; $\frac{1}{4}$ oz. 10c; oz. 40c..... .05
112. PURPUREA. Dark-brown, $1\frac{1}{2}$ ft..... .05
113. DRUMMONDII. Yellow and red; annual; $1\frac{1}{2}$ ft.05
114. LANCEOLATA. Beautiful golden yellow; hardy perennial; $\frac{1}{4}$ oz. 15c; oz. 60c..... .10

COSMOS. (Cosmos.)

Annual showy autumn bloomer; flowers and foliage much admired and very handsome.

- | NO. | PKT. |
|--|------|
| 115. SUPERB MIXED. Our own mixture of the choicest large flowering sorts; $\frac{1}{4}$ oz. 15c; oz. \$1.00..... | .10 |
| 116. GIANT WHITE. $\frac{1}{4}$ oz. 15..... | .10 |
| 117. GIANT PINK. $\frac{1}{4}$ oz. 15c..... | .10 |
| 118. GIANT CRIMSON. $\frac{1}{4}$ oz. 15c..... | .10 |

CUCUMBER. (Wild.)

A rapid growing vine. Seed should be planted to remain in the ground over winter.

119. ECHINO CYSTIS LOBATA. $\frac{1}{4}$ oz. 15c; oz. 60c10

CYCLAMEN. (Erdsscheibe, Alpenveilchen.)

One of the most popular plants for winter and spring blooming. The foliage is beautifully marked, and the flowers are extremely handsome. Sow the seed in a compost of well-rotted manure, leaf-mould and coarse sand, thoroughly mixed, and they will make flowering bulbs in one year, if well grown. They require gentle heat and even temperature.

120. PERSICUM. Prize stock; extra mixed; superb strain of very large and rich-colored flowers25

CYPRESS-VINE. (Ipomea.) (Quamoelit.)

A popular climbing plant with delicate, fern-like foliage, and beautiful, star-shaped flowers. Annual; 10 ft.

121. SCARLET05
122. WHITE05
123. MIXED. $\frac{1}{4}$ oz. 10c; oz. 40c..... .05

DAHLIA. (Dahlie.)

This favorite fall flower, to succeed well, should have a strong, deep and rich soil. The roots should be stored during the winter in a dry, warm cellar, and covered with sand. If the seed is started very early in a hotbed, and transplanted in May, the plants usually bloom the first year. Half-hardy perennials.

124. EXTRA FINE DOUBLE MIXED. Saved from very choicest varieties..... .10
125. SINGLE MIXED. From finest varieties. Single Dahlias will flower the first season from seed. The roots are lifted, and wintered over the same as the double10

**DAISY. (Bellis Perennis.)**

(Tausendschoen.)

Well-known perennials. Admirably adapted for making edgings to borders, and growing in pots. They grow best in a shady and rather cool situation, in loamy soil richly manured.

126. DOUBLE WHITE. From extra double flowers; $\frac{1}{4}$ ft.; $\frac{1}{4}$ oz. 60c..... .10
127. DOUBLE DEEP PINK. $\frac{1}{4}$ ft.; $\frac{1}{4}$ oz. 60c..... .10
128. LARGE FLOWERED. Double mixed. New10

DIANTHUS. (Chinese Pink.) (Nelke.)

The following all bloom the first year, and are highly valued for the beauty of their flowers, which present a rich variety of colors. The different varieties are hardy, and usually live over winter, blooming more profusely the second year.

- | NO. | | PKT. |
|------|--|------|
| 129. | CHINESE DOUBLE EXTRA FINE. Mixed; 1 ft.; $\frac{1}{4}$ oz. 15c; oz. 60c..... | .05 |
| 130. | CHINESE DOUBLE BRILLIANT RED. | .10 |
| 131. | EASTERN QUEEN. Large, single, rose-colored flowers, splendidly striped and stained | .10 |
| 132. | DOUBLE JAPAN. Large flowers varying from the richest crimson to the most delicate shade of pink..... | .10 |

DELPHINIUM. See Larkspur.

DIGITALIS. (Foxglove.) (Fingerhut.)

Well-known hardy biennials of easy culture. They prefer a rich, loamy soil, and partial shade.

- | | | |
|------|--|-----|
| 133. | GLOXINIOIDES. Mixed varieties, finely spotted; 3 ft..... | .05 |
|------|--|-----|

DOLICHOS. (Hyacinth Bean.)

(Dolichos.)

A beautiful quick-growing climber, with purple and white flowers blooming in clusters resembling the blossoms of hyacinths. Will thrive in a hot situation; annual; 15 ft.

- | | | |
|------|----------------------|-----|
| 134. | SOUDAN. Purple..... | .05 |
| 135. | JAPANESE. White..... | .05 |

ESCHSCHOLTZIA. (Eschscholtzie.)

Annual plants, with bright, showy flowers; very attractive for bedding, massing or ribbon-work. Light, rich soil.

- | | | |
|------|--|-----|
| 136. | CALIFORNICA. The true California Poppy; rich yellow; 1 ft.; $\frac{1}{4}$ oz. 10c; oz. 30c | .05 |
| 137. | FINE MIXED. All colors; $\frac{1}{4}$ oz. 10c.... | .05 |
| 138. | GOLDEN WEST. A superb variety with large deep yellow flowers; 2 ft..... | .05 |
| 139. | DOUBLE ORANGE | .05 |

ELICHRYSUM. (Everlasting Flower.)

(Strohblume.)

Very effective everlasting flowers; extensively used for winter bouquets and decorations. Succeed in any good garden loam. Annuals.

- | | | |
|------|---|-----|
| 140. | DOUBLE MIXED. All colors; $1\frac{1}{2}$ ft.; $\frac{1}{4}$ oz. 20c; oz. 75c..... | .05 |
|------|---|-----|

EUPHORBIA. (Snow on the Mountain.)

(Wolfsmilch.)

A showy border plant, with foliage veined and margined with white. Grows well in common garden loam.

- | | | |
|------|---|-----|
| 141. | VARIEGATA. Annual; $1\frac{1}{2}$ ft.; $\frac{1}{4}$ oz. 10c; oz. 30c..... | .05 |
| 142. | HETEROPHYLLA. "Mexican Fire Plant." An annual resembling the Poinsettia; plants 2 to 3 ft. high; branching, with glossy green leaves changing about midsummer to orange-scarlet; succeeds best in sunny places..... | .10 |

FEVERFEW. (Matricaria.)

(Mutterkraut.)

Low-growing plants, suitable for beds and edgings, extensively grown by florists for their flowers. Succeeds best in a light, rich soil. Half-hardy perennial.

- | | | |
|------|--|-----|
| 143. | PARTHENIUM. Dwarf double white; very fine; 1 ft..... | .05 |
|------|--|-----|

FLOS ADONIS. See Adonis.

FOXGLOVE. See Digitalis.

FOUR O'CLOCKS. (Mirabilis.)

(Wunderblume.)

A well-known garden favorite, with beautiful foliage and flowers. Bloom first season from seed, and the roots may be kept through the winter like Dahlias, blooming much earlier the following season. Rich loam.

- | | | |
|------|---|-----|
| 144. | HYBRID FINE MIXED. $\frac{1}{2}$ oz. 10c; 4 oz. 40c | .05 |
|------|---|-----|



FORGET-ME-NOT. (Myosotis.)

(Vergiss-mich-nicht.)

Neat and beautiful little plants with star-like flowers, too well known to need much description. Succeed best in moist situations.

- | NO. | | PKT. |
|------|---|------|
| 145. | PALUSTRIS. LARGE-FLOWERING. (True Forget-me-not.) Beautiful blue; $\frac{1}{2}$ ft.; annual; $\frac{1}{8}$ oz. 50c..... | .10 |
| 146. | ALPESTRIS ELEGANTISSIMA MIXED. Leaves white edged..... | .10 |

GAILLARDIA. (Gaillardie.)

A genus of beautiful, showy plants, well adapted for garden decoration, giving a profusion of brilliant flowers during the summer and autumn.

- | | | |
|------|---|-----|
| 147. | CHOICE MIXED SINGLE. $1\frac{1}{2}$ ft..... | .05 |
| 148. | CHOICE MIXED DOUBLE. $1\frac{1}{2}$ ft..... | .05 |
| 149. | AURORA. Double; red tipped with yellow | .05 |
| 150. | PERENNIAL. Very large, handsome, single flowers | .05 |

GERANIUM. (Storchschnabel.)

These plants are too well known to require description.

- | | | |
|------|--|-----|
| 151. | CHOICEST MIXED. Saved from the finest show flowers only..... | .25 |
|------|--|-----|

GILIA. (Gille.)

Handsome, low-growing annuals; profuse bloomers; suitable for beds, borders and rock-work. Grow well in common garden soil.

- | | | |
|------|---------------------------------|-----|
| 152. | MIXED. Choice colors; 1 ft..... | .05 |
|------|---------------------------------|-----|



GLOXINIA.

- | | | |
|------|--|-----|
| 153. | HYBRID. Choicest French Varieties; mixed, spotted and stained; from a splendid collection..... | .25 |
|------|--|-----|

GILLIFLOWER. See Stocks.

GODETIA. (Godetia.)

Exceedingly handsome, showy, free-flowering annuals; suitable for beds, borders and ribbon-work. Succeed best in rather poor soil.

NO. PKT.
154. TALL FINEST MIXED. 1 ft.05

GOMPHRENA. (Globe Amaranth.)
(Kugelamaranth.)

Well-known everlastings, with showy flowers; extensively used in winter decorations. Start the seed in heat, and transplant, as they are slow to germinate outside. Annuals.

155. GLOBOSA, MIXED VARIETIES.05

GOLDEN FEATHER. (Pyrethrum.)
(Metterich.)

Indispensable as a foliage plant for ribbon or carpet pattern. Of a beautiful golden-yellow throughout the season.

156. AUREUM. Golden foliage; biennial; 1 ft.; ¼ oz. 20c; oz. 80c.05

GOURDS. (Kuerbis.)

These are grown for their curiously-shaped and variegated fruit. The vine is desirable for covering arbors, walls, etc. Annuals.

157. HERCULES CLUB. Club-shaped.05
158. SERPENT. Very long, resembling a snake05
159. DISH RAG05
160. BOTTLE-SHAPED. Very desirable.05
161. DIPPER05
162. LARGE VARIETIES. Mixed; oz. 30c.05
163. APPLE-SHAPED. Striped with green.05
164. EGG-SHAPED. Resembling an egg.05
165. MOCK-ORANGE. Shape and color of an orange05
166. PEAR-SHAPED. Green and yellow striped05
167. SMALL VARIETIES. Mixed; oz. 30c.05

GYPSOPHILA. (Gypskraut.)

Graceful, free-flowering plants. Flowers small, but produced in great quantities in loose panicles; elegant for bouquets. Succeed well in common garden soil.

168. ELEGANS. White; annual; 1½ ft.05
169. MURALIS. Pink; annual; ½ ft.05
170. PANICULATA (Baby's Breath). A hardy perennial; white; 2 ft.; fine for bouquets; ½ oz. 10c.05

HELIANTHUS. See Sunflower.

HELICHRYSUM. See Elchrysium.

HELIOTROPE. (Sonnenwende.)

Well known deliciously fragrant plants; excellent for bedding purposes or pot-culture. Half-hardy perennial.

171. FINEST MIXED. 18 inches.10

HOLLYHOCK. (Stockrose.)

This is one of our handsome ornamental biennials, giving spikes of flowers, about five feet high, of almost every color. Seed sown in June or earlier will flower the following season. They require dry, deep soil, enriched with plenty of manure.

172. SUPERB MIXED. Our own mixture of superb colors and kinds; a beautiful collection; ½ oz. 60c.10

HUMULUS. See Japanese Hop.

HYACINTH BEAN. See Dolichos.

ICE-PLANT. (Eispflanze.)

173. A pretty little trailing plant; the leaves and stalks being covered with small, watery globules, giving it the appearance of being covered with ice. Annual05

IPOMOEA. See Morning Glory.

IPOMOPSIS. (Ipomopsis.)

Exceedingly handsome, free-flowering biennial, with long spikes of dazzling orange and scarlet flowers. Seed started under glass will commence blooming in August. Light, rich soil.

174. FINEST MIXED. 4 ft.05

JAPANESE HOP VINE. (Humulus Japonicus.) (Hopfen.)

A very rapid growing vine, with fine foliage, which is very dense and quite free from insect enemies, and which endures the heat remarkably. Grows 25 feet high and self-sows if the ground is not disturbed. Annual.

NO. PKT.

175. HUMULUS JAPONICUS. Large, dark green foliage; ½ oz. 15c.10

176. HUMULUS JAPONICUS VARIEGATUS. Like the preceding except with variegated foliage. Makes a handsome vine; ½ oz. 20c.10

JAPANESE IVY. See Ampelopsis.

JERUSALEM CHERRY. See Solanum.

JOSEPH'S COAT. See Amaranthus.

KENILWORTH IVY. See Linaria.

KUDZU VINE.

177. This is without doubt the most rapid growing hardy vine known in the temperate regions. It produces an astonishing quantity of large three-lobed leaves, and flowers similar to the Wisteria.10

LADY'S SLIPPER. See Balsam.

LARKSPUR. (Delphinium.)
(Rittersporn.)

Well-known annual and perennial plants, with curiously cut leaves, and splendid flowers of various colors. Good, rich soil and sunny situation suit them best.

178. DOUBLE BRANCHING. Mixed annual; 1½ ft.; ¼ oz. 20c.05
179. NUDICAULE. A perennial of the most brilliant scarlet; 1 ft.05
180. FORMOSUM. Single, dark blue; perennial; 2 ft.05
181. PERENNIAL HYBRIDS. Double mixed; 3 ft.05

LINARIA. (Kenilworth Ivy.)
(Cymbelkraut.)

This is perhaps better known under the name of Colliseum or Kenilworth Ivy. It is a very handsome trailing plant, suitable for baskets.

182. CYMBALARIA15

**LOBELIA. (Lobelia.)**

Exceedingly pretty, profusely-blooming plants, of easy culture; valuable for beds, borders, edgings, ribbon-work, baskets, etc. Tender perennials, flowering first season from seed.

183. ERINUS GRACILIS. Blue; trailing; fine for baskets05
184. CRYSTAL PALACE COMPACTA. Dark blue; for bedding; 6 inches.05

LOVE IN A MIST. See Nigella.

LOVE LIES BLEEDING. See Amaranthus.

LOVEGROVE. See Nemophila.

LUPINS. (Wolfsbohne.)

Desirable plants in every garden, with long, graceful spikes of various-colored flowers. Common garden soil.

NO.	PKT.
185. FINE MIXED ANNUAL. Height 2 ft...	.05
186. FINE MIXED PERENNIAL. Height 5 ft.05

LYCHNIS. (Lichtnelke.)

Very handsome and useful perennials, of easy culture, strikingly effective in mixed borders. Good, rich loam.

187. CHALCEDONICA. Scarlet; 2 ft.....	.05
188. HAAGEANA HYBRIDA. Finest mixed; 2 ft.05

MATRICARIA. See Feverfew.

MARTYNIA. (Gemsenhorn.)

A large-growing annual, producing spikes of purple-red flowers, streaked with yellow, which emit a delicious odor. The green pods are highly esteemed for pickles. Half-hardy; 2 ft.


189. FRAGRANS05
---------------------	-----

MASKFLOWER. See Alonson,

MAURANDIA. (Maurandie.)

These handsome climbers are well adapted for gardens and window-boxes. They bloom profusely from seed the first season. Half-hardy perennial.

190. FINEST MIXED. 10 ft.....	.05
-------------------------------	-----

**MARIGOLD. (Tagetes.)**
(Sammetblume.)

Old garden favorites of rich and beautiful colors. Many of the dwarf varieties make excellent pot-plants for winter blooming. They grow well in a good garden loam. Annual.

191. AFRICAN DOUBLE. Lemon color; 2 ft.	.05
192. AFRICAN DOUBLE. Orange color; 2 ft.	.05
193. AFRICAN DOUBLE TALL MIXED. Large flowering; ¼ oz. 15c.....	.05
194. AFRICAN DOUBLE EARLY DWARF MIXED. ¼ oz. 15c.....	.05
195. FRENCH DOUBLE CLOTH OF GOLD. Bright gold stripes on dark petals.....	.05
196. FRENCH DOUBLE TALL MIXED. ¼ oz. 10c05
197. FRENCH DOUBLE DWARF. Very large flowering; golden yellow, with brown margin05

MIGNONETTE. (Reseda.)

A well-known favorite for pot or garden culture, with very fragrant spikes of flowers. If well thinned out they produce stronger plants and larger spikes of flowers. Grown in light, sandy soil, its fragrance is much stronger than when grown in a rich soil. Cannot be transplanted. Annual.

NO.	PKT.
198. LARGE SWEET-SCENTED. The best for garden; ¼ oz. 10c.....	.05
199. GIANT PYRAMIDAL. Large, reddish tinge05
200. MACHET. Large flowering; ¼ oz. 20c; oz. 75c05
201. DEFIANCE. For florists; flowers grow to immense size; ¼ oz. 20c; oz. 75c....	.05

MIMOSA. (Sensitive Plant.)

(Sinnpflanze.)

A very interesting and curious plant, its leaves closing if touched or shaken. Good garden loam. Annual.

202. PUDICA. Pinkish-white; 1½ ft.....	.05
--	-----

MIMULUS. (Monkey-Flower.)

(Affenblume.)


Showy, profuse-flowering plants. They succeed best in rather shady, moist situations. Half-hardy perennials, but treated as annuals.

203. MOSCHATUS. (Musk-Plant.) Yellow; ½ ft.10
--	-----

MIRABILIS. See Four O'Clocks.

MOMORDICA. See Balsam Apple.

MORNING GLORY, DWARF. See Convolvulus.

**MORNING GLORY. (Trichterwinde.)**
(Convolvulus and Ipomoea.)

Extensive genus of twining plants; remarkable for their fine foliage and showy flowers. Well adapted for open air or greenhouse culture. Annuals.

204. SUPERB MIXED. Our own mixture of separate colors embracing every shade; ½ oz. 10c; 4 oz. 40c.....	.05
205. BLUE05
206. CRIMSON05
207. WHITE05
208. DARK PURPLE05
209. PINK05
210. IMPERIAL JAPANESE. Mixed; to the mixture we import direct from Japan, we add the fringed and yellow, making the greatest possible variety of flowers and foliage; ½ oz. 15c; oz. 25c; 4 oz. 75c.....	.10
211. MIKADO GIANTS. This is the largest strain with which the Japanese growers will part. There they will make flowers 5 inches across. With high cultivation they are certainly worth having; ¼ oz. 25c; oz. 75c.....	.10
212. MOONFLOWER. Immense white flowers, opening at night. The vine makes the most rapid growth of any annual, in a sunny situation05

MOURNING BRIDE. See Scabiosa.

MUSK PLANT. See Mimulus.

MYOSOTIS. See Forget-Me-Not.

**NASTURTIIUMS.**

A garden is not complete without a bed or row of Nasturtiums. Few flowers give as much satisfaction in quantity or variety. Plant the seeds one inch deep, the tall sorts two inches apart and the dwarf about four inches apart each way. The plants will produce more flowers in rather poor soil, but should not be allowed to go to seed.

TALL VARIETIES—Height 5 Feet.

213. ASA GRAY. Cream yellow.....	.05
214. *BRILLIANT. Bright scarlet.....	.05
215. CARDINAL05
216. CROWN PRINCE OF PRUSSIA. Dark red05
217. CRYSTAL PALACE. Scarlet.....	.05
218. DARK CRIMSON05
219. DUNNETT'S ORANGE05
220. EDWARD OTTO. Lilac brown.....	.05
221. *FIREFLY. Dark orange; spotted.....	.05
222. GIANT OF BATTLES. Light yellow; spotted05
223. HEINEMANNI. Chocolate05
224. HEMISPHERICUM. Straw color.....	.05
225. *KING OF THE BLACKS. Black red....	.05
226. *KING THEODORE. Crimson.....	.05
227. *MARGARET. Cream white; veined....	.05
228. MOLTKE. Bluish rose.....	.05
229. PEARL. Cream white.....	.05
230. PRINCESS VICTORIA LOUISE. Cream white; spotted and veined.....	.05
231. REGALEANUM. Violet crimson.....	.05

232. SCARLET. Golden-leaved05
233. SCHEUERIANUM. Striped05
234. SPITFIRE. Flery scarlet.....	.05
235. *VESUVIUS. Salmon rose.....	.05
236. IVY-LEAVED. Leaves shaped like the English Ivy; deep scarlet.....	.05
237. MADAME GUNTER'S HYBRIDS. A new strain in many shades, beautifully mottled and stained.....	.05
238. CHAMELEON. The latest addition and a decided departure. One plant bears several shades at one time.....	.05
239. SUPERB HYBRID MIXED. Our own mixture of all the above sorts carefully mixed in proportion; oz. 25c; 4 oz. 60c; lb. \$2.00.....	.05

DWARF VARIETIES—Height 1 Foot.

240. AURORA. Yellow veined.....	.05
241. BEAUTY. Yellow and scarlet.....	.05
242. BRILLIANT. Scarlet05
243. CLOTH OF GOLD. Scarlet; golden leaves05
244. *EMPRESS OF INDIA. Dark scarlet....	.05
245. *GOLDEN KING05
246. KING OF TOM THUMBS. Bright scarlet05
247. *LADY BIRD. Orange spotted.....	.05
248. PEARL05
249. PRINCE HENRY. Cream white spotted05
250. *RUBY KING05
251. SCHEUERIANUM. Scarlet striped.....	.05
252. *SPOTTED KING. Dark yellow.....	.05
253. VESUVIUS. Salmon rose.....	.05
254. CHAMELEON. Has different colors of flowers on the same plant.....	.05
255. DWARF VARIETIES MIXED. Our own splendid mixture, including all the above; oz. 25c; 4 oz. 60c; lb. \$2.00.....	.05

Dark-Leaved Varieties.*NEMOPHILA. (Lovegrove.)
(Triften oder Hainblume.)**

Neat, compact, uniform habit of growth, with varied and beautiful colors, blooming all summer; suitable for beds, borders and pot culture. Grow best in a moist, partially-shaded situation and not very rich soil. Annual.

256. FINEST MIXED. $\frac{3}{4}$ ft.....	.05
--	-----

NICOTIANA. (Tabak.)

Sweet-scented, star-shaped flowers, 2 to 3 inches across; bloom continually; very showy annual.

257. AFFINIS. Sweet-scented, pure white....	.10
---	-----

**NIGELLA. (Love in a Mist.)
(Schwarzkuemmel.)**

Curious and interesting free-flowering plants of easiest culture. Annual.

258. FINEST MIXED. 1 ft.....	.05
------------------------------	-----

**OENOTHERA. (Evening Primrose.)
(Nachtkerze.)**

A beautiful, free-flowering class of plants, very useful for beds and borders, flowering in long spikes. Common garden loam. Biennial.

259. MIXED VARIETIES. 3 ft.....	.05
---------------------------------	-----

OXALIS. (Sauerklée.)

Very attractive plants, with richly colored flowers; suitable for rock-work, baskets, etc., or for house and conservatory culture. Half-hardy perennial. Succeed in light, rich loam.

260. VALDIVIANA. Very showy and compact plant; yellow flower.....	.16
261. CORNICULATA PURPUREA. Purple leaf; compact growth; used for carpet bedding16

**PANSY.**

PANSY. (Heartsease, Viola Tricolor.)
(Stiefmuetterchen.)

This popular favorite is too well known to need description. We spare no pains to get absolutely the best varieties of pansies obtainable. Seed sown in February and March gives better results during the summer and fall than that sown in September, and wintered over. Sow in light soil, and, when large enough, transplant into pots or boxes; and, at the proper time, plant out in the garden in a rich, moist loam, protecting them from winds and mid-day sun. Never allow them to get dry during hot weather. Perennial.

LARGE FLOWERING SECTION.

NO.		PKT.
262.	TRIMARDEAU MIXED. $\frac{1}{4}$ oz. 65c; oz. \$2.50	.20
263.	BUGNOT. Mixed; stained	.20
264.	BOULOGNE. Mixed; stained	.20
265.	PARISIAN. Mixed; stained	.20
266.	ODIER. Five-blotched; mixed	.20
267.	STAINED, WHITE GROUND	.20
268.	STAINED, RED AND BROWN GROUND	.20
269.	PURE WHITE	.20
270.	EMPEROR WILLIAM. Blue	.20
271.	LORD BEACONSFIELD IMPROVED. Purple and white	.20
272.	PURE YELLOW	.20
273.	YELLOW, PURPLE STAINED	.20
274.	WHITE, PURPLE STAINED	.20
275.	GOLDEN YELLOW, STAINED	.20
276.	BLACK. True	.20
277.	ROYAL PURPLE	.20
278.	SUPERB MIXED. Our own mixture of all the above large-flowering sorts, including the very choicest Pansies grown. It is unsurpassed. $\frac{1}{4}$ oz. 75c; oz. \$3.00. A packet contains over 600 seeds	.20
SMALL-FLOWERING SECTION.		
279.	PURE WHITE	.10
280.	PURE YELLOW	.10
281.	SKY BLUE	.10
282.	BLACK BLUE	.10
283.	METEOR. Terra Cotta color	.10
284.	VICTORIA RED	.10
285.	PEACOCK. Purple and Peacock blue	.10
286.	LORD BEACONSFIELD	.10
287.	VARIEGATED STRIPED. Mixed; $\frac{1}{4}$ oz. 40c; oz. \$1.50	.10
288.	FINE MIXED. Includes all the small-flowering sorts; $\frac{1}{4}$ oz. 40c; oz. \$1.50	.10

PAPAVER. See Poppy.

PASSION FLOWER.

Handsome, rapid climbers. Start early in heat and set out in the open ground in May. Tender perennial.

NO.	PKT.
289. CAERULIA. Blue	.10

PENTSTEMON. (Fuenfaden, Bartfaden.)

Beautiful and attractive, hardy, herbaceous plants, with long, graceful spikes of richly colored flowers. Succeed in a light loam, and should have a dry situation, as they suffer more from wet than cold during the winter.

290. HYBRIDUS EXTRA MIXED. Perennial; 2 ft.	.10
---	-----

PERILLA.

This is a foliage plant having very dark purple leaves. It is an annual and will grow freely in any soil. It makes a fine background for bright-colored flowers and an excellent border for tall foliage plants.

291. NANKINENSIS. $1\frac{1}{2}$ ft.	.05
--------------------------------------	-----

**DOUBLE PETUNIA. (Petunie.)**

It is perhaps not generally understood that the seeds of double Petunias are only obtained by artificially fecundating single blooms with the pollen from the double, making the seed necessarily high-priced, nor can all the seedlings be expected to come double. The finest double Petunias are always grown from seeds; when propagated by cuttings they degenerate.

292. DOUBLE MIXED FRINGED. Extra fringed, blotched and striped, fecundated with double of the best strain	.50
---	-----

SINGLE PETUNIA. (Petunie.)

For outdoor decoration or house culture few plants equal this. They flower early and continue a mass of bloom the whole season. Succeed well in common loam in a sunny situation.

293. CALIFORNIA GIANTS. A new, magnificent strain of Petunias originated but recently and surpassing in size and number of colors all other sorts; $\frac{1}{4}$ size pkt. 25c	.50
294. GIANT RUFFLED. Fringed and stained	.25
295. COUNTESS OF ELESHERE. Dark rose, with white throat	.05
296. EXTRA CHOICE MIXED HYBRID. $\frac{1}{4}$ oz. 25c; oz. 80c	.10
297. PURE WHITE	.05
298. FINE MIXED	.05

PELARGONIUM. See Geranium.



PHLOX DRUMMONDII. (Grandiflora.)
(Flammenblume.)

A popular bedding plant, producing flowers of the most brilliant colors; blooming throughout the season. Annual; one foot high.

NO.	PKT.
299. PURE WHITE05
300. BRIGHT SCARLET05
301. BRIGHT RED; WHITE CENTER.....	.05
302. BRIGHT ROSE; WHITE CENTER.....	.05
303. FLESH COLOR; PURPLE CENTER.....	.05
304. DARK PURPLE05
305. STRIPED MIXED05
306. BRIGHT PINK05
307. STAR PHLOX. Mixed05
308. SUPERB MIXED. Our own splendid mixture of above separate colors and kinds, insuring some of every color in each packet; ¼ oz. 15c; oz. \$1.00.....	.05
309. DWARF PHLOX. Extra mixed. This class makes bushy plants 6 or 8 inches high, has large flowers and bright colors; ¼ oz. 40c.....	.05

PHLOX PERENNIAL.

Fine, hardy, herbaceous perennials, with large heads of flowers; excellent border plants. Succeed best in a dry, rich soil.

310. CHOICE MIXED. Brilliant colors; 2½ ft.05
--	-----

POLYANTHUS. See Primula.

PORTULACA. (Portulak.)

Too much cannot be said in praise of these popular and beautiful annuals, which are covered with flowers of every color throughout the season. Succeed best in an exposed, sunny situation, on poor, sandy soil.

311. ALL COLORS MIXED. Our own mixture of seven separate colors; ¼ oz. 15c; oz. 50c.....	.05
312. DOUBLE MIXED. Saved from the best varieties and colors and producing a large percentage of double flowers.....	.10

POPPY. (Papaver.) (Mohn.)

Very showy, free-flowering plants, with large and brilliant flowers. Succeed well in any good garden soil.

313. LARGE-FLOWERED CARNATION. Mixture of separate colors of finest double; annual; 2 ft.; ¼ oz. 10c; oz. 30c.....	.05
314. CARNATION DOUBLE SCARLET. 2 ft.; ¼ oz. 15c.....	.05
315. RANUNCULUS-FLOWERED. (African Rose.) Double mixed; annual; 2 ft.....	.05
316. PAEONY-FLOWERED. Double mixed; large flowers; ¼ oz. 10c.....	.05
317. SINGLE SCARLET FIELD. The wild poppy of Europe; annual; ¼ oz. 10c; oz. 30c05
318. ORIENTAL. Scarlet, large black blotch on each petal; perennial; 3 ft.....	.05
319. BRACKETEATUM. A very large orange-scarlet flower, averaging 5 inches in diameter; perennial; 3 ft.....	.05



CARNATION POPPIES.

NO.	PKT.
320. SHIRLEY. Extra mixed; annual; a most beautiful semi-double variety; does well in any garden, and embraces a great variety of colors, ranging from pure white, through many delicate shades of pink, to bright red. If cut before the sun strikes them they will keep a day in water; ¼ oz. 15c; ¼ oz. 25c; oz. 75c.....	.05
321. ICELAND. Extra mixed. Hardy; blooms first season05

POT MARIGOLD. See Calendula.

PRIMULA. (Primrose.)

(Primel.)

These plants cannot be excelled for pot-culture in the sitting room or greenhouse. Seeds sown early germinate more freely than those sown during hot weather. Sow in a fine, rich loam, press lightly, and just cover the seed with fine leaf mould. Tender perennials.


322. SINENSIS FIMBRIATA. (Fringed.) Extra mixed50
323. OBCONICA. Large-Flowering mixed. Evergreen and constantly in bloom....	.25
324. JAPONICA. Finest mixed. Large flowers25
325. AURICULA. Choicest mixed, from named show flowers.....	.25
326. POLYANTHUS. Splendid mixed; hardy perennial10
327. HOSE-IN-HOSE. Double Polyanthus, mixed25

PYRETHRUM.

(See also Golden Feather.)

328. ROSEUM. (Persian Insect Powder Plant.) Double extra choice mixed. Contains a large percentage of double and semi-double flowers. Aster-like flowers of innumerable shades, ranging from pure white, through flesh tints, deep pink, to bright red. Perennials which will flower the first season if started very early. If the foliage is cut off after the plants have flowered in the spring they will again bloom in the fall. They are a fine addition to the list of perennials. 1,000 seeds 75c.....	.10
---	-----

RESEDA. See Mignonette.



RICINUS. (Castor Oil Bean.)
(Wunderbaum.)

Tall growing and highly ornamental plants, with beautiful foliage and brilliant-colored fruit. If planted singly on lawns they produce a fine effect. Annual. Ricinus of any sort, $\frac{1}{2}$ oz. 15; oz. 25c.

- | | | |
|------|--|------|
| NO. | | PKT. |
| 329. | MAJOR. Tall, dark-green foliage; 10 ft. | .05 |
| 330. | SANGUINEUS. Blood-red stems and fruit; 7 ft. | .05 |
| 331. | BORBONIENSIS. 10 ft.; violet stems. | .05 |
| 332. | ZANZIBARIENSIS. Mixed; 8 ft. | .05 |
| 333. | GIBSONI. Dark purple-red foliage; 5 ft. | .05 |
| 334. | MINOR. Dwarf, with rose-colored fruit; 4 ft. | .05 |

SALPIGLOSSIS. (Trompetenzunge.)

Beautiful autumn-flowering plants, with richly pencilled and veined blossoms, suitable for greenhouse or garden. Light, rich soil. Annual.

- | | | |
|------|---|-----|
| 335. | HYBRID EXTRA. Largest flowering; mixed; 2 ft.; $\frac{1}{4}$ oz. 15c. | .05 |
|------|---|-----|

SALVIA. (Salbei.)

Ornamental bedding plants, growing best in a light, rich soil, and producing fine spikes of brilliant colored flowers. Half-hardy perennial.

- | | | |
|------|--|-----|
| 336. | PATENS. Deep blue; blooms second year; 2 ft. | .25 |
| 337. | PRATENSIS. Perennial. Flowers blue; about 1 inch long | .10 |
| 338. | SPLENDENS. Bright scarlet; most popular variety; blooms first year; 3 ft.; $\frac{1}{4}$ oz. 75c | .10 |

SAPONARIA. (Seifenkraut.)

Pretty dwarf bedding plants; should be cultivated for their beauty and long blooming. Annual.

- | | | |
|------|-------------------------|-----|
| 339. | CALABRICA. Mixed; 1 ft. | .10 |
|------|-------------------------|-----|

SANVITALIA. (Sanvitalie.)

A dwarf, free-growing annual of trailing habit, with double, bright golden-yellow flowers. Common garden loam.

- | | | |
|------|--|-----|
| 340. | PROCUMBENS, fl. pl. Double yellow; $\frac{1}{2}$ ft. | .05 |
|------|--|-----|

SCABIOSA. (Mourning Bride.)
(Scabiose.)

One of the handsomest summer-flowering plants, with beautiful, variegated flowers. Grow freely in good loam. Annual.

- | | | |
|------|--------------------------|-----|
| 341. | TALL DOUBLE. Fine mixed. | .05 |
| 342. | TALL DOUBLE WHITE. | .05 |
| 343. | TALL DOUBLE PURPLE. | .05 |

SCHIZANTHUS. (Spaltblume.)

A genus of beautiful annuals; profuse bloomers, with rich and various-colored flowers. Sow in light, rich loam, and shelter from winds.

- | | | |
|------|---------------------|-----|
| 344. | FINEST MIXED. 1 ft. | .05 |
|------|---------------------|-----|

SENSITIVE PLANT. See Mimosa.

SILENE. (Catchfly.)
(Leimkraut.)

Well known plants, with bright attractive flowers, and of easy culture, blooming profusely in any good garden loam. Annual.

- | | | |
|------|--|----------|
| 345. | ARMERIA. (Catchfly.) Finest mixed; 2 ft. | PKT. .05 |
|------|--|----------|

SNAPDRAGON. See Antirrhinum.

SNOW-ON-THE-MOUNTAIN. See Euphorbia.

SOLANUM. (Jerusalem Cherry.)

(Nachtschatten.)

Ornamental and interesting fruit-bearing plants for gardens and greenhouse. The fruit resembles cherries, which adhere to the plant all winter. Succeed in a rich soil. Perennial.

- | | | |
|------|------------------------|-----|
| 346. | PSEUDO CAPSICUM NANUM. | .10 |
|------|------------------------|-----|

SPIDER PLANT. See Cleome.



STOCKS. (Gilliflower.)
(Levkoyen.)

- | | | |
|------|--|-----|
| 347. | DWARF GERMAN TEN-WEEKS' DOUBLE. Choice mixed; annual; 1 ft.; $\frac{1}{4}$ oz. 50c | .05 |
| 348. | DWARF GERMAN TEN-WEEKS' DOUBLE. Bright scarlet; annual; 1 ft. | .05 |
| 349. | DWARF GERMAN TEN-WEEKS' DOUBLE. Pure white; annual; 1 ft. | .05 |
| 350. | DWARF LARGE-FLOWERING. Finest mixed | .10 |
| 351. | CUT - AND - COME - AGAIN. Perpetual, large-flowering white | .10 |

SUNFLOWER. (Helianthus.)

(Sonnenblume.)

A well-known genus of annuals, with large, brilliant flowers.

- | | | |
|------|--|-----|
| 352. | GLOBOSUS FISTULOSUS, fl. pl. Double, globe-shaped; very fine; 7 ft. | .05 |
| 353. | CALIFORNIAN. Tall double; 5 ft.; $\frac{1}{4}$ oz. 10c; oz. 30c. | .05 |
| 354. | MACROPHYLLUS GIGANTEUS. Very large flowers; 8 ft. | .05 |
| 355. | TEXAN SILVER-LEAVED. Single; 6 ft. | .05 |
| 356. | DOUBLE DWARF. Very handsome; 4 ft.; $\frac{1}{4}$ oz. 10c; oz. 30c. | .05 |
| 357. | DOUBLE MULTIFLOR. A new double variety, bearing a great number of flowers; — ft. | .05 |
| 358. | MINIATURE. (H. Cucumerifolius.) Identical in appearance with our common yellow Field Daisy. The dainty flowers are borne in profusion on long stems, which with the foliage make ideal subjects for vases and jardinières in the house. Will grow in any soil; 2 to 3 ft.; $\frac{1}{4}$ oz. 10c; oz. 40c. | .05 |
| 359. | ORION. A handsome new dwarf variety, with the petals twisted like a Cactus Dahlia | .05 |
| 360. | SINGLE RUSSIAN. The tallest common sunflower | .05 |

SWEET WILLIAM. (Dianthus Barbatius.)
(Bartnelke.)

These are usually classed as Dianthus, with China pinks, but differ from them in not blooming until the second year. They are easy of culture and profuse bloomers, and bloom so early in the spring that they fully repay for time and labor.

- | | | |
|------|--|-----|
| 361. | SINGLE MIXED. All colors; $\frac{1}{4}$ oz. 15c, oz. 50c | .05 |
| 362. | DOUBLE MIXED. $\frac{1}{4}$ oz. 60c. | .10 |

SWEET SULTAN. See Centaurea.



SWEET PEAS.

A few lines in regard to the culture of Sweet Peas may not be amiss. Reports of failure to have good flowers are very frequent, but the reason may be almost invariably attributed to our deep sandy soil.

Sweet Peas grow best naturally, where hard-pan is near the surface, or where the soil is more or less clay. The labor and expense of procuring, and making into a bed, a load of clay, is fully repaid by the fine blossoms which otherwise invariably fail to come. By adding a little fertilizer, such a bed may be used for years.

Pure raw bone dust is universally recommended as the best fertilizer for Sweet Peas. A small quantity should be worked into the bottom of the trench in which the peas are planted, but if the soil is moderately rich, it is better to work it into the soil about the plants, after they are up a foot or two; then the plants will produce flowers instead of running to foliage.

If the soil is poor, it should be thoroughly enriched to a depth of one foot before the seeds are planted. If the soil is light, it is advisable to tread it firm before sowing the seed, and thereafter it should not be cultivated much; it is advisable to keep the weeds in check.

The heat often plays havoc with the vines, one day of hot weather parching them to an extreme. Brush is the best support. Some people claim that wire burns the vines when the sun is warm.

Sweet Peas should never be sown near a fence, on account of the lack of ventilation and the additional heat.

In the bottom of a trench six inches deep, sow the seeds, covering them about an inch. As they grow, gradually fill the trench, taking care not to cover the young shoots. Do not allow water to gather in the trenches, but after the plants are well started, they can hardly be watered too much.

We have been informed that a very successful method of cultivating Sweet Peas, to have them flower well in light soil, is to sow the seeds to a depth of eight inches, as soon as it is possible to work the ground, as early as February being recommended. Success has also followed their being sown late in the fall, but at that time to a depth of nine to twelve inches.

The following list contains the large-flowering kinds only, but for the benefit of customers desiring separate colors of special excellence, we have designated in black-faced type those sorts which are recognized to be the very best of each color.

Price, unless specially noted, 5c. per packet, 10c. per ounce, $\frac{1}{4}$ lb. 20c., one pound 60c.

WHITE.

- 363. **BLANCHE BURPEE.** The standard white.
- 364. **MONT BLANC.** The earliest white; for the greenhouse; oz. 10c, 4 oz. 25c, lb. 75c.
- 365. **EMILY HENDERSON.** Early flowering white, and used largely in the greenhouse.

LIGHT YELLOW AND ORANGE.

- 366. **AURORA.** Orange salmon and white striped.
- 367. **COUNTRESS OF POWIS.** Orange pink.
- 368. **GORGEOUS.** Orange Salmon in two shades.
- 369. **GOLDEN GLEAM.** Primrose-yellow.
- 370. **MRS. ECKFORD.** Primrose-yellow fading almost to white.

LIGHT YELLOW AND ORANGE.—Cont'd.

371. **ORIENTAL.** Bright orange-salmon heavily veined with a deeper shade.
 372. **STELLA MORSE.** Rich apricot tint.

PINK. LIGHT SHADES.

373. **BLUSHING BEAUTY.** Soft pink, suffused with lilac.
 374. **DUCHESS OF YORK.** White, suffused with light pink.
 375. **KATHERINE TRACY.** Soft, but brilliant pink.
 376. **LADY MARY CURRIE.** Rose pink and buff.
 377. **LOVELY.** Blush pink and rose.
 378. **LOTTIE HUTCHINS.** Cream ground flaked with light pink.
 379. **PRIMA DONNA.** Blush pink.
 380. **PINK FRIAR.** Soft carmine rose.
 381. **RAMONA.** Creamy white ground, dotted with pink.
 382. **ROYAL ROSE.** Shaded deep rose and pink.
 383. **ROYAL ROBE.** Deep pink.
 384. **SENSATION.** Blush pink, wings a lighter shade.
 385. **SPLENDOR.** Bright rose pink.
 386. **TRIUMPH.** White suffused with salmon-pink and veined with carmine.
 387. **VENUS.** Salmon-buff, shaded rosy pink.

PINK. DARK SHADES.

388. **APPLE BLOSSOM.** Bright pink and blush.
 389. **BLANCHE FERRY EXTRA EARLY.** White wings, red standard. For greenhouse culture.
 390. **HER MAJESTY.** A beautiful rose color.
 391. **MRS. DUGDALE.** Light carmine rose.
 392. **PRINCE OF WALES.** Bright rose.

RED.

393. **BRILLIANT.** Bright crimson-scarlet.
 394. **MARS.** Flery scarlet, darkening with age.
 395. **SALOPIAN.** Crimson, tinged with orange.
 396. **PRINCE EDWARD OF YORK.** Standard scarlet, wings deep rose.

CLARET AND MAROON.

397. **BLACK KNIGHT.** Deep claret color.
 398. **CAPTIVATION.** Claret.
 399. **DUKE OF SUTHERLAND.** Standard deep claret, wings violet-purple.
 400. **MONARCH.** Dark maroon.
 401. **OTHELLO.** Deep maroon; oz. 10c, 4 oz. 25c.
 402. **SHAHZADA.** Rich dark maroon.
 403. **STANLEY.** Deepest burnt carmine.

LAVENDER AND LIGHT BLUE.

404. **CELESTIAL.** Pale lavender.
 405. **COUNTESS THE NEW.** Delicate light lavender.
 406. **DOROTHY TENNANT.** Deep rose mauve.
 407. **EMILY ECKFORD.** Reddish mauve, wings blue.

408. **FASHION.** Reddish lavender.

409. **LADY GRISEL HAMILTON.** Standard light lavender with azure-blue wings; oz. 10c.

410. **LADY NINA BALFOUR.** Pale lavender or a soft mouse color.

411. **LOTTIE ECKFORD.** Rose and white, edged blue.

412. **MAID OF HONOR.** White edged with blue.

BLUE.

413. **CAPTAIN OF THE BLUES.** Purplish mauve and pale blue.

414. **GRAY FRIAR.** Marbled purple on white ground.

415. **NAVY BLUE.** In general effect a perfect blue.

STRIPED.

416. **JUANITA.** White with lavender stripes.

417. **MRS. JOS. CHAMBERLAIN.** White, with rose stripes.

418. **PRINCESS OF WALES.** White, striped with lavender and mauve.

419. **SENATOR.** Chocolate and creamy white.

420. **WAWONA.** White, striped with heliotrope.

DWARF SWEET PEAS.

421. **WHITE CUPID.** Suitable for beds or borders, growing about six inches high. Packet 05c., oz. 10c., ¼ lb. 40c., lb. \$1.25.

422. **PINK CUPID.** A departure from Blanche Ferry, growing 6 to 8 inches high, and spreading 12 to 15 inches around. As easily grown as the tall varieties. Packet 05c., oz. 15c., ¼ lb. 40c., lb. \$1.25.

PERENNIAL SWEET PEAS.

423. **ROSE.** Per packet 10c.
 424. **WHITE.** Per packet 10c.
 425. **MIXED.** Per packet 10c.

MIXED SWEET PEAS.

Consisting of many different kinds of Sweet Peas grown together, which will be found to be a good mixture for the price. Oz. 05c., ¼ lb. 15c., lb. 40c.

EXTRA MIXTURE.

Consists of a mixture of all sorts with a number of the better named sorts added to insure a choice selection of colors. An excellent mixture. Packet 05c., oz. 10c., ¼ lb. 20c., lb. 60c.

SUPERB MIXTURE.

This mixture cannot be surpassed by anyone. It is our own best mixture of the large flowering Sweet Peas only, in the above list, embracing all colors with light colors predominating.

New sorts will be added to this mixture from year to year as the opportunity for improving it arises. We intend to make it as good a mixture as it is possible to have. Packet 05c., oz. 15c., ¼ lb. 35c., lb. \$1.00.

**THUNBERGIA. (Thunbergie.)**

A genus of ornamental, free-flowering climbers of rapid growth, handsome foliage and much admired flowers. Succeeds best in light, rich soil and warm situation. Annual.

NO. PKT.
426. FINEST MIXED. 5 ft.05

TORENIA.

Beautiful trailing, free-flowering plants; suitable for pot-culture in house or conservatory. They also succeed well in a moist, shady border, during the summer months, and, for baskets and vases, are unsurpassed. Light, rich loam. Tender perennial.

427. FOURNIERI. Azure blue, with three dark blue spots and bright yellow throat05

VINCA. (Sinningen.)

Beautiful free-flowering greenhouse plants, with handsome blossoms. Seed should be sown early inside and transplanted into the border in May or June, where they will give fine blooms through the autumn. Light, rich soil.

428. MIXED VARIETIES. Best quality10

VIOLA. (Violet.)**(Veilchen.)**

Well-known hardy plants, much admired for their beauty, fragrance and long continuance in bloom. Extensively used by florists.

429. ODORATA. Light violet, large and fragrant; ¼ oz. 50c.10

VERBENA. (Eisenkraut.)

Well-known popular plants, invaluable for summer decoration, with brilliant flowers of almost every color; very effective in beds. Plants raised from seed are much more vigorous than those grown from cuttings. They delight in a turfy loam. Half-hardy perennials, flowering the first season.

430. SUPERB MAMMOTH MIXED. Our own mixture of the separate colors; ½ oz. 30c; oz. \$2.0010

431. HYBRIDA, AURICULA FLOWERED. Mixed. Saved from finest varieties with large eyes10

432. HYBRIDA, CANDIDISSIMA. Pure white.10

433. HYBRIDA, COERULEA. Blue shades.10

434. HYBRIDA, DEFIANCE. Rich scarlet.10

435. HYBRIDA, STRIATA. Carnation-like stripes10

436. HYBRID FINE MIXED. ¼ oz. 25c.05

437. LEMON VERBENA. A tender perennial easily grown from seed.10

VIRGINIAN STOCK.

Very handsome free-flowering little plants, for beds, baskets or edgings; growing freely in any good garden loam. Annual.

438. LARGE-FLOWERING WHITE. 1 ft.05

439. CRIMSON KING. 1 ft.05

VISCARIA.

Abundant blooming, hardy annuals, fine for bedding. They are easily grown, and succeed best in light loam.

440. ELEGANS PICTA. White, with scarlet center; 1½ ft.05

**WALLFLOWER. (Cheiranthuscheiri.)**
(Gelbveil oder Goldlack.)

Well-known deliciously fragrant plants, with large spikes of double and single flowers similar to the Gilliflower. The colors are very brilliant, varying from the brightest golden-yellow to deep blood color. Succeed best in light, rich soil in a moist atmosphere. Half-hardy perennials.

NO. PKT.
441. EXTRA DOUBLE FINEST MIXED. 2 ft.; ¼ oz. 75c; oz. \$2.5010

442. EARLY FLOWERING SINGLE MIXED. ¼ oz. 15c; oz. 50c.05

WIGANDIA. (Wigandie.)

Fine tropical leaves, perennial; if sown early will flower the first season.

443. CARACASANA. 6 ft.10

XERANTHEMUM. (Papierblume.)

Everlastings of the easiest culture. Sow the seed about May, in the open border, in any good garden loam. Very useful for winter decorations. Annual.


444. MIXED VARIETIES05

**ZINNIA. (Zinnie.)**

This is one of the finest summer flowering plants. The flowers are large, handsome, finely formed, and in great variety of colors. Seed sown early, under glass, will commence flowering in June and continue the whole season. They require but little attention, but plenty of room—should have at least eight inches each way; any common garden loam. Annual.

445. EXTRA MIXED DOUBLE. From the finest large flowering varieties; ¼ oz. 15c; oz. 50c.05

446. FIREBALL. Double scarlet; ¼ oz. 20c.05

CALADIUM ESCULENTUM.

Caladium Esculentum.

Commonly called Elephant's Ears. One of the most beautiful and ornamental foliage plants, either for pot culture or the open ground. They have broad, light green leaves, beautifully veined with dark green, and will grow to immense size if well taken care of. We have ourselves grown the plants five and one-half feet high, with leaves forty-four inches long. The small bulbs make a fine border for a bed of Cannas, and as they grow well in the shade are unequalled to plant in the angle between the piazza and the house. The large plants are planted singly in lawns, and make a fine tropical appearance. To grow them successfully, the soil should be rich to a depth of two feet, and if the plants are watered plentifully (they cannot be watered too much) and an occasional dressing of fresh cow manure applied, they will make a growth that is really wonderful.

	Each.
Small bulbs (for bedding).....	\$0 95
Medium	\$ 10 and 15
Large.....	25 and 30
Mammoth	50
Potted Caladiums, with two or three leaves, Ready May 15th, per dozen \$1.50; each 15c.	

DAHLIAS.

Dahlias are almost too common to need much description, but it may be perhaps well to draw attention to the fact that there are now various types that were not known a few years ago. Chief among the newer is the Cactus type with long curled and twisted petals, which are a radical departure from the old-fashioned "Show" Dahlias with each petal set in its place. Then there are Decorative and Fancy Dahlias with reflex petals, Pompon Dahlias, which have small ball-shaped flowers, and Single Dahlias in many beautiful colors and sometimes five inches in diameter.

Dry Roots. Separate colors of Cactus, Show and Decorative Dahlias, ready April 1st. Per dozen \$1.50; each 15c.

Rooted Cuttings. Thirteen of the best named sorts of all types, ready May 15th. Per dozen \$1.00; each 10c.



Dahlias.

TUBEROSES.

A white, sweet-scented flower, too common to need much description. The bulbs grow in any garden soil, but should be planted where the sun can reach them all day, if possible, and with the top of the bulb just out of the ground. They may be started in pots in the house, but being very tender should not be set out until the weather is quite warm, usually about the middle of May. It is important that the small bulbs be broken from the main one.

Double Pearl. First size and quality.....3c each; 25c per doz.; \$1.50 per hundred.



EVER-BLOOMING FRENCH CANNAS.

There are but few plants which can be grown with only a small amount of care and attention that give so much satisfaction, and make so fine a display as a bed of French Cannas.

The old-fashioned tall Cannas, that were grown for their foliage, had a place in floriculture, that could not otherwise be filled, but with the improvement made by adding to fine foliage, fine flowers, almost as various in colors as the rainbow, we have a bedding plant that is unsurpassed. The flowers are being constantly improved. New colors are added, and shades are intensified until the list of sorts is numbered by the score.

The latest departure is in the size of the flowers, which have now been increased in a few sorts to a diameter of over five inches.

We give a list of tested varieties which may be depended upon as the choicest of many that are usually catalogued.

Our plants have been grown in pots and are large enough to be kept in the house if desired, where they also make a fine show, or they may be bedded, providing the danger from frost is past.

Mrs. Kate Gray. The foliage is very luxuriant, plant vigorous, growing about 3 feet high, and the flower is immense in size, of a clear wine color suffused with gold and in spite of its great size has a good deal of substance.....	\$ 15	\$1 50
Pennsylvania. Height 5 to 6 ft. Color pure deep scarlet and bears the largest flowers that grow on any Canna. Very showy and attractive.....	20	2 00
Black Beauty. This is a foliage Canna only, but the finest, darkest Canna grown; grows 5 to 6 feet high and is a deep bronze, almost black; excellent for a center or background for dwarfer sorts	15	1 50
Sam Trelease. Large dazzling scarlet flowers with base of petals rich yellow. Height 3 feet	15	1 50
St. Louis. Has beautiful bronze foliage and a fine stalk of crimson-scarlet flowers, a new combination; height 3½ to 4 ft.....	25	2 50
The Express. A good acquisition to the list of scarlet cannas. A free and continuous bloomer. Height 2 to 2½ ft.....	20	2 00
Martha Washington. A genuine rose-pink in color; very free flowering and grows about 3 ft. high.....	10	1 00
President Cleveland. (New.) Originated on the grounds of the White House. The grandest scarlet Canna to date. Grows four to five feet high, and bears immense clusters of brilliant orange scarlet flowers. Flowers 4½ to 5 inches across	10	1 00

CANNAS.—Continued.

Italia. One of the new monster-flowering Cannas. Flowers may be described as having large splashes of bright red on canary-yellow ground. Grows 5 or 6 feet high and is very vigorous; flower stalks large and carried well above the foliage, which is strong and tough.....	Each. Doz.	10	1 00
King Humbert. An orchid flowered canna, with bronze foliage. Flowers of immense size, orange-scarlet streaked with crimson and of much stronger substance than the other orchid flowered cannas. Height 4½ to 5 ft..	25	2 50	
Burbank. Like Austria, but has more prominent spots. Foliage very strong and tough; plant sturdy and vigorous, producing large flower stalks well above the foliage	10	1 00	
Duke of Marlborough. Color crimson maroon; very distinct. A fine bedding canna	10	1 00	
Pres. McKinley. Dwarf, early flowering. Flowers large, clear crimson, with scarlet shading; trusses large and well formed. 2½ to 3 ft.....	10	1 00	
Robert Christie. A very showy orange-scarlet Canna, with immense heads of large flowers. A strong grower and fine for large beds or for a center plant. Five to six feet.....	10	1 00	
Souvenir Antoine Crozy. The finest of the gilt-edged type. Plant grows 2½ to 3 feet high. Flowers intense scarlet, bordered with a broad band of gold. Does not fade with heat, and makes a striking appearance	10	1 00	
Egandale. Bronze leaves and large clusters of cherry-red flowers; 4½ ft.....	10	1 00	
Crimson Bedder. A splendid bright crimson-scarlet flower, not fading in the sun. Plant vigorous and producing many strong, large trusses. Height 3 to 3½ ft	10	1 00	
Florence Vaughan. An old sort, but deservedly retains its popularity. Height 4 to 5 feet; habit vigorous, producing many strong stalks, bearing large spikes of brilliant flowers which are bright yellow, covered with large bright red spots. The best of this type.....	10	1 00	
Chas. Henderson. Brilliant crimson. Height 3 to 4 feet. Foliage dark green. The best of the older and cheaper Cannas for bedding. Being a strong grower and having large flower stalks, a bed of them is a glow of color all summer	10	1 00	
Madame Crozy. Almost the first of the French Cannas. Height two feet. Habit vigorous; flower spike large; color bright crimson, edged with gold. Profuse bloomer, and makes a fine pot plant	10	1 00	
Queen Charlotte. One of the first of the gilt-edged type. Similar in color to Madame Crozy, but having a broad band of yellow; might be described as being yellow, with a large red blotch. Habit good, but fades a little in the sun. Height 3 to 4 feet.....	10	1 00	
Alphonse Bouvier. A standard Canna, having brilliant scarlet flowers. Height 4 to 5 feet. Spikes large and drooping. Planted extensively and very popular	10	1 00	
Ed Mieg. A strong, sturdy grower. Height 3½ to 4 feet. Bears large trusses of vermillion scarlet flowers. Very bright and conspicuous in a bed.....	10	1 00	
Gigantea Discolor. This is the strongest, tallest foliage Canna grown. Will attain a height of 8 to 10 feet, with strong leaves nearly a foot broad, green and so heavily veined and ribbed with bronze as to pass for a bronze-leaved Canna. Just the thing to hide an unsightly fence or to make a dense background or screen.....	10	1 00	
Common Tall Green Cannas. Grown for foliage. Dry roots	05	50	
Common Tall Bronze Cannas. For their foliage. Dry roots	05	50	

GLADIOLI.

Of summer blooming plants for general garden decoration the gladiolus is deserving of special attention. Requiring but little room, they are exceedingly useful for filling vacant places, while for massing in large beds, where a brilliant and effective display is desired, they are invaluable. They succeed best in good loam, enriched with well-rotted manure. The bulbs should be planted about three inches deep and six inches apart, and kept well watered.

Gladioli in Separate Colors.

This list is composed of a selection of different sorts of the same shade or color, and is given for those who have a stock of bulbs but are short of certain colors.

	Per doz.	Per 100.
Red and Scarlet. Choicest sorts only.	\$0 30	\$2 00
Light Colors. Standard selection....	35	2 50
White and Light. Best named sorts, including a large number of Snow		
White	60	4 00
Striped and Variegated.	40	2 75
Pink. Fine pink and rose shades....	30	2 00
Yellow and Orange. Best shades.....	60	3 50

**Mixed Gladioli.**

Fine Mixed. A good mixture of all colors\$0 25 \$1 50

Extra Choice. The largest collection of kinds and colors. For variety this mixture takes the lead not only of our list, but any other 40 2 50

Special Mixture. Equal quantities of the above separate colors, which will insure a fine assortment of all the most distinct sorts..... 40 2 75

IRIS KAEMPFERII.

Called Fleur d'Is and Japan Iris. One of the most beautiful varieties of the Iris family. The colors are blue, purple, red or white. Some of the varieties are clear colors; others with yellow spots at the base of the petals, and others beautifully mottled, striped and variegated. They need the sun, grow in any garden, and in a few years spread to a width of two feet, when the clumps should be divided.

Each.
Mixed Colors.\$0 15

HERBACEOUS PAEONIES.

These paeonies are among the showiest and most useful of hardy plants, growing well in almost any situation or soil; the flowers will be finer and colors brighter if planted in deep, rich loam, well manured. A fine collection.....\$0 25 to \$0 35

MADEIRA VINES.

A rapid-climbing plant, having beautiful, wax-like green leaves and feathery white flowers, with a delicious fragrance resembling mignonette; doz. 40c.. 05

CINNAMON VINES.

A fine, hardy climber, known also as Chinese Yam. Beautiful glossy leaves, with prominent veins; flowers sweet-scented.....\$0 10 \$0 75

Postage on Roots and Bulbs, One Cent for Two Ounces.

LILIES.

Lilies will thrive the best in a rich dry soil, where water will not stand in winter. After planting they require very little care, and should not be disturbed for years, as established plants bloom more freely than if taken up annually.

In this list we offer only such varieties as can be safely set in the spring.

For other varieties see catalogue of bulbs for fall planting.

Each.

Auratum (Gold Banded Lily.) This magnificent variety has become one of the standard favorites of the flower garden. The blooms measuring nearly six inches in width when fully expanded; are produced in great profusion; very fragrant. Imported from Japan..... \$0 25

Speciosum Album. Pure white and fragrant. Imported from Japan..... 25

Speciosum Praecox. Pure white, with slight rose tint on ends of the petals..... 20

Speciosum Rubrum. White spotted with crimson. Imported from Japan..... 20

Superbum. Yellowish-red flowers, from twenty to fifty in number, in the form of a pyramid..... 15

Tigrinum fl. pl. (Double Tiger Lily.) Bright orange scarlet, with dark spots; a strong-growing, showy variety, and entirely hardy; succeeds well everywhere..... 15

Lilium Auratum.

Postage on Roots and Bulbs, One Cent for Two Ounces.

PLANTS, VINES, ETC.

Honeysuckle. (Hall's.) White, deliciously fragrant flowers, changing to yellow, in bloom for months. Vine is perfectly hardy and foliage is retained very late. We get these out of three inch pots. 3 for 25c, each..... \$0 10

Clematis Paniculata. (Japanese Clematis.) A perfectly hardy, rapid growing vine. Blossoms white, fragrant, star-shaped and so abundant as to suggest a cloud. Out of three inch pots. 3 for 25c. Each..... \$0 10

Dutchman's Pipe. (Aristolochia Siphon.)—A hardy vine with large heart-shaped leaves and brownish flowers resembling a miniature pipe. Excellent where a dense shade is wanted. Being slow to root, the vines do not make much growth the first season, but are well worth waiting for. Strong dormant plants \$0 35

Moonflower Vine. During May we shall have strong rooted plants of this, the most profuse and rapid-growing vine, that can be raised in our climate. Flowers, immense in size and pure white, open at night, and are delicately fragrant. Grows best in the sun, and requires rich soil and plenty of water. 3 for 25c, each..... \$0 10

Cobaea Scandens. A very handsome, rapid growing annual vine having large blue, bell-shaped flowers, and particularly adapted for shady places. Out of pots. 3 for 25c. Each..... \$0 10

PLANTS.—Continued.

Pyrethrum Roseum. Various known as Single Asters and Summer Chrysanthemums. Is a new flower, ranging in color through various shades of red and pink to pure white, and come single, semi-double and double. The plant grows about 18 inches high and is perfectly hardy. These we offer have been grown in pots and should bloom in June, and if they are cut off at the ground after they have bloomed, they will blossom again in the fall. They last a long time after being cut, and wherever shown, have been much admired. Per dozen, \$1.00. Each \$0 10

VEGETABLE PLANTS.

We shall have a full supply of the best varieties of Cabbage, Cauliflower, Tomato, Egg Plant and Pepper Plants at the proper season. Well grown plants, raised from our own seeds, at low prices.

ASTERS.

We have had grown for us a quantity of aster plants of choicest varieties, such as Branching, Giant Comet, Ostrich Plume, etc. Nice strong plants, one dozen in a basket, at

30c per dozen.

COSMOS.

Grown from our regular stock seed, in separate colors. Out of 2 inch pots at

50c per dozen.

SALVIA.

Scarlet Sage is the most brilliant of fall flowers. It is easily grown in any soil and beds of it are so numerous in our city as to be quite noticeable. We have had a large quantity grown in two inch pots, which begin to flower quite early and continue until frost.

10c each; \$1.00 per dozen, \$6.00 per 100.

HOLLYHOCKS.

There is a growing demand for these old-fashioned and yet beautiful flowers, which fill a place in the garden like nothing else can. We have the colors grown separately and the plants will bloom this season.

15c each; \$1.50 per dozen.

HARDY CHRYSANTHEMUMS.

We have arranged for a supply of Hardy Chrysanthemums in separate colors. Strong clumps large enough to bloom next fall at

10c each; 75c per dozen.

HARDY COREOPSIS.

A splendid bedding plant bearing masses of bright yellow flowers. It is hardy and remains in bloom nearly the entire summer. Plants out of pots.

10c each; \$1.00 per dozen.

VERBENAS.

These plants are grown in small pots and when ready to sell show color.

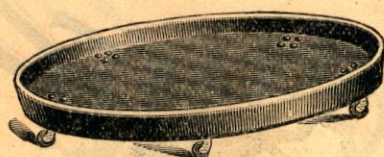
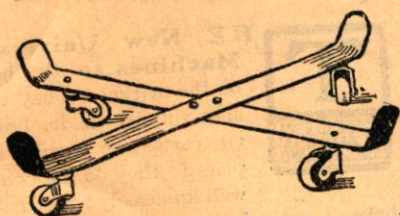
5c each; 50c per dozen.

Fibre Ware Rolling Stands.

Fibre-Ware Rolling Stands are mounted upon ball-bearing casters, and furnish an easy and ready means of moving heavy plants in permanent or temporary locations.

The four smaller sizes have a detachable and strongly made metal base, so that a new dish may be used in place of one damaged or broken, the enameled Steel Stand and Casters being separate.

The two larger sizes have the Casters securely attached to the shallow dish.



Outside diameter about	Each.
12 inches	\$ 50
14 "	60
16 "	75


Outside diameter about	Each.
18 inches	1 00
20 "	1 25

Flower Pot Saucers.



Size.	Each.	Doz.	Size.	Each.	Doz.
4-inch	\$ 08	\$ 80	8-inch	10	\$1 20
5 "	08	90	9 "	10	1 30
6 "	09	1 00	10 "	11	1 40
7 "	09	1 10	12 "	13	1 50

These saucers have the advantage over earthen ware, in being waterproof, and are therefore desirable for window gardens and all house plants.



Parlor Plant Tubs.

These are made of fibre ware. They are durable, do not shrink and are cheaper than good wooden tubs.

	Each.
12½ inches diameter at top	\$ 75
13½ " " " "	1 00
19 " " " "	1 25
21½ " " " "	1 75

Columbia Flower Tubs.



These tubs are made of the best cypress timber, which will keep for years without rotting. They are made of twelve staves, in tapered shape, held together by two heavy steel wires, which are connected with substantial iron handles, and are so arranged that the wire can be tightened or loosened by simply turning nut on handle.

which are connected with substance		tightened or loosened by simply turning nut on handle.		
Natural varnish finish on wood:		18 in. diam. by 16½ in high.....	\$2 00	
12 in. diam. by 11 in. high.....	\$1 00	21 " " 18½ " "	2 50	
14 " " 14 " "	1 50	24 " " 20½ " "	3 00	

Matthews' New Universal Garden Drill.



THE New Universal Machines are the best on the market. They are substantially made, broken parts are easily replaced; they do the work well and easily; the drills

have a cut off, that saves lots of seed when turning to the next row; and have

also a plate that graduates the seed outlet to any size desired; and are in short very satisfactory.

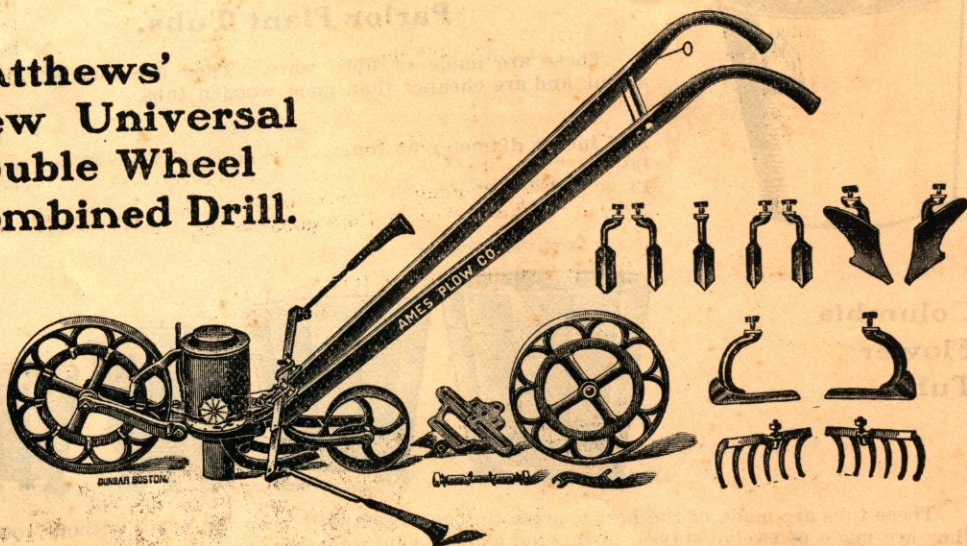
MATTHEWS' NEW UNIVERSAL GARDEN DRILL, EACH \$6.50
BOXED, F. O. B., CLEVELAND, O.

MATTHEWS' NEW UNIVERSAL HILL AND DRILL SEEDER. ■■■

Will sow continuously or drop seeds in hills any distance apart up to four feet.

PRICE, BOXED, F. O. B., CLEVELAND, \$7.25.

Matthews' New Universal Double Wheel Combined Drill.



Seed attachments, markers, cut off, etc., are the same as the Garden Drill, but has two wheels which, when used as a cultivator, enable one to straddle the row. Can also be used with a single wheel.

PRICE COMPLETE, BOXED, \$8.50, F. O. B., CLEVELAND, OHIO.

THIS DRILL has been built to meet the demand of the small gardener, whose sowings are not extensive enough to warrant the buying of a high priced machine. The "Little Gem" does the work as well as any machine made, and costs much less. It will sow anything from beans to cabbage seeds. Opens the row, drops the seed regularly, covers and rolls and marks the the next row.



**Matthews'
New
Universal
"Little Gem"
Drill.**

PRICE BOXED, F. O. B., CLEVELAND, \$5 00



**New Universal Expansion Wheel
Hoe, Cultivator, Rake and Plow.**

The "expansion" part of this cultivator enables one to cultivate to a greater width than the regular cultivators. The "arch" is higher, also, so that taller plants may be worked without injury. Otherwise this machine with its attachments is like the "Double Wheel" machine.

Price, boxed, f. o. b., Cleveland, \$6.25.

The Eureka Seed Drill.

This machine is intended particularly for sowing seeds in a hot-bed or where short rows are wanted in a garden. It opens the furrow, drops the seed, and covers it as well as a large drill.

PRICE, \$1.00 EACH.



OBSOLETE HAND CULTIVATORS.

We have a few old style wooden frame cultivators, which the factory has ceased to manufacture that we offer at \$1.50 each.

At this price a machine will pay for itself the first season. They are perfect in every way and original crate in which they were received.

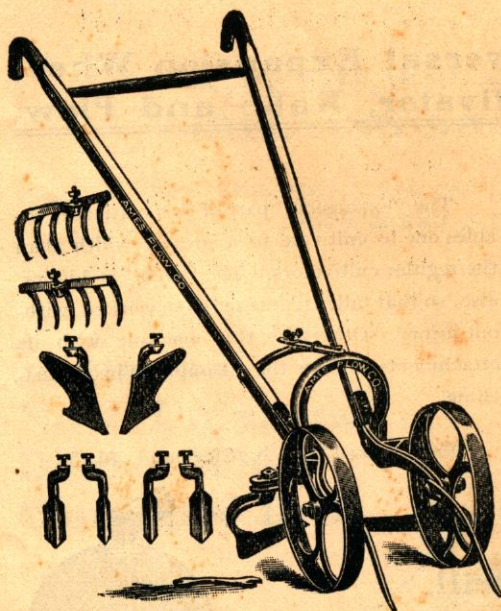
Price \$1.50 each.

This is also an improvement over other tools of this type. It can be used either between or astride the rows, although it is really intended for between row cultivation. For straddle cultivation the wheel can be set to one side so as to bring the row of *young* plants under center of frame. The adjustment for graduating the depth of cultivation is unique and readily accomplished.



New Universal Single Wheel Hoe, Cultivator, Rake and Plow

Price, boxed and delivered at Depot or Express Office, Cleveland, O., \$4.75




New Universal Double Wheel Hoe and Cultivator, Rake and Plow

Specially designed for working both sides of the row at one passing.

This new hand implement embraces all the good points of older efforts in the same line, and in addition offers new features which cannot fail to be appreciated. The special recommendation is the adjustable arch which by an ingenious device enables the teeth to be pitched at any angle desired.

Price, boxed and delivered at Depot or Express Office, Cleveland, O., \$5.50.

Comstock's Hand Cultivator and Onion Weeder.



As a Weeder.


As a Cultivator.

These implements are all metal but the handles; light, neat and durable, and are made to a standard, so that any of the parts can be duplicated. They will prove all that is claimed for them.

Both Implements Combined, \$4.00.

Florists' Vases, for Displaying Cut Flowers.

These vases are used by the best florists and are far superior to anything else for displaying and keeping cut flowers. The new size for roses and 'mums will fill a long felt want.



No.	Diam., Inches Inside.	Depth, Inches Inside.	PLAIN. Price	
			per doz.	each.
0	8	13	\$4 80	\$0 40
1	5½	10	4 20	35
2	4½	9	3 60	30
3	4	6	3 00	25
4	3	4½	2 40	20
22	4½	15	4 20	35
33	4	12	3 60	30
44	3	9	3 00	25
000	9	29	18 00	1 50

Florists' Supplies.

Tin Foil. Two lbs., 25c; per lb.....\$ 15
 Pot Labels, 4½ in., painted, per 1,000.. 1 00
 Pot Labels, 6 in., painted, per 1,000.... 1 25
 Sphagnum Moss, per bale..... 1 25
 Cape Flowers, white, per pound..... 1 25
 Cane Stakes, 6 to 10 ft., per 100..... 1 00

Tooth Picks, per package..... 08
 Green Twine for Smilax, ¼ lb..... 30
 Nicoteen, per bottle..... 1 50
 Nicoteen Aphis Punk, per package.... 60
 Chenille, per skein..... 30
 Immortelles. Immortelle Letters.....

Twemlow's English Glazing Putty.

This is a soft putty made for glazing greenhouses. It does not harden, and therefore when the glass contracts with the cold, fills in the crevices. The saving in the coal bill will pay for the putty. One gallon will glaze fifteen boxes of 16x24 glass.

Per gallon, \$1.25. Five gallons, \$6.00. Fifty gallons, \$55.00.

Putty Bulbs, Scollay's. Each..... \$1 00



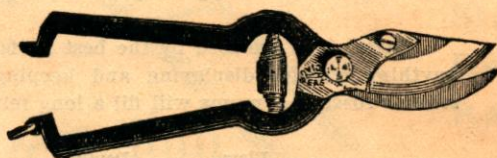
COOPER HOSE MENDER. Made of heavy brass. Will last indefinitely. Cut the hose square off each side of the break and insert a mender half way into each end. It will not leak nor pull out. Two sizes, ½ and ¾ inch. Price 10c each, 3 for 25c.

Trowbridge's Grafting Wax, in ¼, ½ and 1-lb. packagesPer lb., 40 cents

Raffia.

for tying celery, asparagus, trees, shrubs, etc. Strong and cheap....Per lb., 25 cents

CUTLERY, ETC.



Pruning Shears with New Style of Spring.

PRUNING SHEARS. Best value in the market. Each	\$0 50
“ “ ENGLISH MAKE, two sizes, each	\$2 00 and \$2 50
PRUNING AND BUDDING KNIVES, each.....	75 to \$2 00
GRAPE PICKERS, each.....	50
GRASS EDGING SHEARS, various sizes, each.....	3 00 to 3 50
GRASS HOOKS, (American make.) Each.....	25
GRASS HOOKS (English Rivet-back.) Each.....	50 to 75
GRASS SHEARS. Each	50
SCUFFLE OR PUSH HOES. Each.....	70 to 1 00
HEDGE SHEARS. Different sizes. Each.....	1 50 to 2 50
GARDEN TROWELS. Various styles. Each.....	10 to 1 00
LAWN SCYTHES. English rivet-back; 32, 34, 36 in. Each.....	1 25
GENUINE TALACRE SCOTCH SCYTHE STONES .Each	25
ENGLISH DAISY RAKES. Two sizes. Each.....	3 25 to 3 50
GARDEN REELS. 8 inch \$1.00; 10 inch.....	1 25



These are the best trowels made for transplanting and for planting bulbs. They are also strong enough to use in digging plantain, dandelions, etc. out of the lawn.

5 inch blade, 15c.

7 inch, 25c.

Lang's Weeder.



Price 25 cents.

Excelsior Weeder.

A very useful implement for eradicating weeds when first starting into growth, but more especially useful (in our experience) for loosening the soil in flower beds where a large tool could not be used. It is made in imitation of the hand, with five fingers. In operating, it is used in the left hand to loosen the soil, while the right hand is free to pull up the weeds by the roots.

Price, 10 Cents Each.

YOU NEEDN'T BREAK YOUR BACK WITH A
CLEVELAND LAWN WEEDER.



The only practical device on the market.


Each,
50c.

SPRAYERS, SYRINGES, ETC.

The Deming "Success" Spray Pump.

The quality of Deming pumps is unquestioned. They are well made, of the right materials to prevent corrosion and they will do the work for which they are designed. We have yet to hear the first complaint from the many we have sold. We can supply on short notice any Deming Sprayer made, and have their illustrated catalogue, which will be sent on request. We carry in stock the following:

Success Spray Pump.....	\$3 50
Perfect Success Spray Pump. With bucket clamp	3 75



MYSTIC SPRAYER. Brass tank and tube, tin barrel. So far as we have been able to learn, this is the best atomizer yet made. It throws the spray farthest and can hardly be bettered at any price. It

being used by the City Health Officers and by physicians generally for spraying disinfectant, as well as many people to rid plants and shrubs of insects and fungi. Price, each, \$1.00.

City Spray Pump No. 19. The best medium-priced force pump on the market. Is made of galvanized iron with brass joints, and throws a continuous spray. The Vermorel Nozzle on the pump throws a spray like dew. Is a good machine, and does the work admirably..... \$3 00

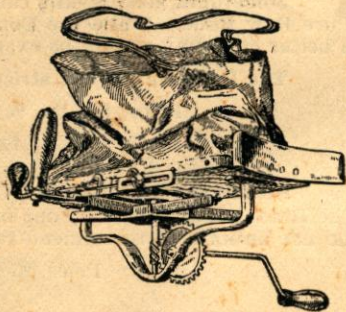
We carry a line of various Brass Syringes which are useful in greenhouses and gardens, and being made of extra heavy material are very durable. They come in different sizes from $7\frac{1}{4}$ inches to 18 inches long and from 1 inch to $1\frac{3}{4}$ inches in diameter. Prices each from \$1.00 to \$8.50.

Hydrosprayer, a very large Brass Syringe.....	\$5 00
Cyclone Nozzle for the Hydrosprayer.....	1 00
Scollay's Rubber Sprinkler, for florists' use and window gardens.....	1 00
Scollay's Angle Neck Rubber Sprinkler.....	1 00
Scollay's Putty Bulb.....	1 00

"New Idea" Broadcast Seeder.

This is the best broadcast seed sower on the market. It can be adjusted to sow any quantity per acre, is light and easy running, being ball-bearing, and more than all it can be operated without tiring.

Price, \$1.25.



INSECTICIDES.

Boddy's Insecticide. This is a general insecticide manufactured in this city, and is effective for all kinds of insects and worms, but especially for various kinds of scale, such as the Oyster Shell and San Jose. It will not injure the trees or foliage. Use one pint to sixteen gallons of water.

Per pint, 25c. Per quart, 40c. Per gallon, \$1.25. Larger quantities quoted on request.

Fly Killer Oil. This preparation is sprayed on horses and cattle to rid them of flies and other insect pests. Cows will give an increased amount of milk and will stand more quietly when free from flies. One spraying lasts twelve hours. Per gallon, \$1.00.

Diamond's Slug Shot. Recommended for most worms and caterpillars which infest cabbage, currants, gooseberries and the like, per package, 15 cents; 5 lb., 30 cents; 100 lbs.,

INSECTICIDES—Continued.

White Hellebore. Effective for slugs on pear and other trees, currant and cabbage worms, etc.
 $\frac{1}{4}$ lb., 10 cents; $\frac{1}{2}$ lb., 18 cents; 1 lb., 30 cents.

Paris Green. Strictly pure. Price variable.

Persian Insect Powder Strictly fresh. Kills flies, mosquitoes, roaches, ants, etc. Lb., 50 cents.

Whale Oil Soap. Prevents the ravages of mealy bug and various kinds of worms and insects that infest the bark of trees and shrubs. Per lb. package, 20 cents; 5 lb. box, 75c.

Stott's Fir Tree Oil Soap. A superior remedy for a great many insects that attack house plants, particularly for plant lice; in our experience it is the only article that really kills them and that can be used without inconvenience in the house. For ridding palms, rubber trees, geraniums, and any kind of house plant of insect enemies it has no equal. It is not offensive, may be applied with a syringe or brush and is cheap. One ounce makes one gallon. Price per $\frac{1}{2}$ lb. can, 25 cents; 2 lb. can, 75 cents.

Tobacco Dust. Fertilizer and insecticide. An excellent fertilizer for lawns and gardens, and a good preventative against cut worms and leaf-eating caterpillars. Dust on to the plants when they are wet, and for cut worms spread on the ground around the plants to be protected. Per lb., 5 cents; 25 lbs., \$1.00.

Bordeaux Mixture. The most reliable preventative for spraying vineyards and orchards general against all fungus diseases. With Paris Green added, it is the only remedy with success. One quart makes fifty quarts of liquid ready to apply. Per quart, 50 cts; 50 gallons, \$1.50.

50
1 00
1 25
25
3 5
1 2

FERTILIZERS.

A. C. KENDEL'S PURE RAW BONE MEAL. There are many Commercial Fertilizers offered in the market of more or less merit, but, as is well known, it is difficult to determine which possesses the most value. We believe, however, that Pure Raw Bone Dust is recognized as the best fertilizer for enriching lawns, gardens, vineyards, or, indeed, any place where enriching the soil is desired, for which it cannot be surpassed. It brings no weeds, no filthy stench, and is easily applied, while its effects are, beyond all others, very lasting.

Sometimes good results can be obtained by mixing a good Commercial Fertilizer with Pure Raw Bone. While the Commercial will take immediate effect, the Bone acts slower and a better crop may always be expected.

The Bone we offer is strictly pure, ground from raw bone.

Price, per lb., 5c; 25 lbs., \$1.00; 100 lbs., \$3.00; 200-lb. sack, \$5.00.

Larger quantities at special price.

BRADLEY'S ENGLISH LAWN FERTILIZER. This Fertilizer, which is manufactured by the Bradley Fertilizer Co., one of the largest manufacturers of Fertilizers in the country, we do not hesitate to recommend for lawn and garden use.

Price, 25 lbs., \$1.00; 100 lbs., \$3.00; 200 lbs., \$5.50.

PULVERIZED SHEEP FERTILIZER. An excellent natural fertilizer where prompt results are desired. Used largely by the best florists and is safer to use than most chemical fertilizers. In 100 lb. sacks, per sack, \$3.00.

LAND PLASTER.

Per ton \$10 00
 Per bbl. (250 lbs.) 1 25

BOWKER'S PLANT FOOD. The success of this article is unquestioned. For enriching the soil in a pot, without injury to the plant it is just the thing needed, and the demand for it speaks well for its effectiveness.

The small package contains enough to enrich thirty plants for three months.

Price, small packages, 15 cents; large packages, 25 cents.

White

Paris

Persi

Whe

A. C. KENDEL'S

"FOREST CITY"

LAWN GRASS SEED

The Seed that Makes the Famous Lawns of



A. C. KENDEL'S

LAWN GRASS SEED

For Price

enough

5 cents

es,